

AR 580

OPERATING WEIGHT
9,600 - 9,700 kg

ENGINE OUTPUT
100 kW (134 HP)

SHOVEL CAPACITY
1.8 - 2.6 m³



 **Weycor**
BY ATLAS WEYHAUSEN



FIRST IMPRESSIONS COUNT!

weycor wheel loaders are more than the sum of their parts. They reflect true passion, a fascination with technology and 'Made in Germany' quality. It's thanks to the innovative spirit of our people, their dedication to detail and their passion for powerful engine technology that this new generation of wheel loaders has been developed.

9,600* ^{KG} OPERATING WEIGHT

100 ^{KW (134 HP)} ENGINE OUTPUT

1.8 ^{M³} SHOVEL CAPACITY

Operating data

Shovel capacity	1.8 m³
Track width	1,780 mm
Turning radius (outer shovel edge)	5,250 mm
Tear out force	7,000 daN
Torque	6,190 daN
Tipping load, straight	7,573 kg
Tipping load, articulated	6,706 kg
Lifting capacity at ground level	8,200 daN
Operating weight	9,600 kg

Specifications

Differing data for use of pallet forks (500 mm distance to center of gravity)*

Static tipping load, straight and articulated	5,727 kg
Lifting capacity	6,800 daN
Payload 80% even surface**	4,582 kg
Payload 60% uneven surface***	3,436 kg

Sound level

Average sound power level $L_{WA}^{(1)}$	100.0 dB(A)
Guaranteed sound power level $L_{WA}^{(2)}$	101.0 dB(A)
Sound pressure level $L_p^{(3)}$	79.0 dB(A)
Vibration values hand/arm/whole body vibration ⁽⁴⁾	< 2.5/0.5 m/s²

*Travel with load only permitted close to the ground. **According to ISO 8313 and EN 474-3. ***According to ISO 14396, EU RL97/68/EC. (1) According to 2000/14/EG & appendixes. (2) According to 2000/14/EG & appendixes. (3) According to ISO 6396. (4) According to ISO 8041.

Important Information on Shovel Size / Shovel Contents:

The details contained in this brochure relate solely to the weycor shovels referred to in the respective data sheet, with the associated technical parameters and configurations on which the respective CE approval for the device is based. The volume of the specific usable shovel depends on the material-specific bulk weights (t/m³) of the shovel contents, which you can take as approximations from the data sheet's TABLE OF SPECIFIC WEIGHTS IN t/m³. Regardless of this, neither the wheel loader's permissible working weight nor its permissible tipping loads may be exceeded. If the wheel loader is equipped with shovels that are not manufactured and licenced by Atlas Weyhausen GmbH, the buyer and / or the operator is solely responsible for compliance with the relevant statutory regulations and licensing requirements – particularly those relating to road-traffic and road-traffic-licensing law.

*The operating weight may vary with different equipment. All technical information refers exclusively to the standard device.

DETAILS THAT MAKE AN IMPRESSION

It is demanding to meet the new legal requirements for exhaust emissions. The challenge is to create also tangible benefits for our customers. We are proud to have achieved both in the development of the current wheel loader generation: more power - less consumption, plus a number of others innovations that really make a difference on tough construction sites.

State of the art kinematics

weycor Z-kinematics is characterised by high frictional forces and excellent lifting heights. The very good parallel guide provides the optimal prerequisites for using pallet forks. When the hoist is lowered with the shovel, the shovel returns automatically to the digging position. The boom that is tapered towards the top provides the best possible view of the attachment and working area at all times, even under difficult operating conditions.

Hydraulic quick-change attachment

By allowing you to change the wheel loader's attachments in a few seconds, it turns the vehicle into an all-rounder.

Articulated-pendulum joint

In weycor wheel loaders, we use robust, low-maintenance articulated-swivel joints almost exclusively in conjunction with rigid axes. With an oscillation of $\pm 12^\circ$ in the rear carriage and an articulation angle of 40° , these provide outstanding cross-country mobility, protect the ground and offer extreme manoeuvrability. With their low centre of gravity, weycor wheel loaders have a high tilt stability even under extreme conditions.

Easy maintenance

Low-maintenance and quick, easy servicing is achieved by central, consolidated, easy-to-reach service points.

Comfortable cabin

In addition to the excellent circumferential visibility in the wheel loader, its clearly arranged controls and its ergonomic design.

Powerful drive unit


weycor wheel loaders are equipped with state-of-the-art engines which combine high power reserves for challenging operations with up-to-date low emission values.

Inching Pedal

As the only manufacturer, our wheel loaders have a separate inching pedal as standard. This prevents the possibility of moving against the operating brake, in contrast to the combination of a brake/inch pedal. A generously proportioned inching range facilitates precise distribution of shearing and lifting forces. The result: less wear and lower fuel consumption.

Spring-loaded brake

The spring-loaded or negative brake in weycor wheel loaders is a closed brake system (oil bath multiple-disc brake) which holds the wheel loader securely in position on a slope when the brake or inch function is activated and automatically locks all four wheels when the engine is at a standstill. The multiple-disc brake runs in the oil bath and is particularly low-maintenance and low-wearing as a result.



INNOVATIVE ENGINE TECHNOLOGY

TCD 3.6 L4 – intelligent efficient

We have been convinced of the quality of Deutz engines for over 40 years. Our cooperation with Deutz also offers numerous benefits for the AR 580: such as the electronic engine control with intelligent connection to the drive management. This ensures the best engine performance with low fuel consumption.



Deutz engine technology: TCD 3.6 L4

Water-cooled 4-cylinder inline engine with cooled, external exhaust gas recirculation with turbocharging and with charge air cooling. The powerful Common Rail injection system and the electronic engine control (EMR) with intelligent link to the drive management ensure optimum engine performance at low fuel consumption. Through the use of the diesel particulate filter, the engines comply with the EU Stage V emissions standard 2019.

Mighty performance

100 kW at a maximum of 2,200 rpm

Compliance with emission standards

EU Stage 5 - DOC + DPF + SCR from 2019



TECHNICAL DATA

Engine	
Model	TCD 3.6 L4
Design	water-cooled
Output	100 kW (134 HP) at 2,200 rpm
Max. torque	500 Nm at 1,600 rpm
Cubic capacity	3,621 cm ³
Number of cylinders	4 in line

Electrical system	
Operating voltage	12 V
Battery	12 V / 100 Ah
Generator	14 V / 95 A
Starter	12 V / 4 kW

Drive	
Output-regulated hydrostatic drive with pressure cut off and closed circuit acting on all 4 wheels.	
Speed with standard tires:	
Operating speed range 0–6.5 km/h	
Road speed range 0–20 km/h	
1st and 2nd hydraulic gear can be engaged under load, forward/backward travel also. Forward/backward travel, speed ranges and off-position operational via weycor joystick. Drive operated by accelerator and separate inching pedal for best distribution of the hydraulic power for thrust and lifting forces.	

Brakes	
Standard brake: Multi-disc brake in oil bath acting on all 4 wheels. Supplementary brake functions via inching pedal and hydrostatic drive acting on all 4 wheels.	
Parking brake: Parking brake as springloaded brake acting on all 4 wheels. In case of standstill of engine the spring-loaded brake is automatically reactivated.	

Axles	
Rigid axles with planetary reduction gears in wheel hubs, connecting electrically 100%- differential lock in front and rear axle.	

Steering	
Fully hydraulic center pivot steering	
Front and rear wheels follow the same track	
Steering angle of 40° to each side, ±12° angular movement at rear of vehicle	
Operating pressure of steering hydraulics 175 bar	
Emergency steering function	

Tires <small>(Special tires upon request)</small>	
Standard: 17.5-25 EM – Construction machine tires for relatively soft surface with high traction and good self-cleaning	
Special tires: 460/70 R24 XMCL – Construction machine tires for clay, sand, gravel, fields and greenland, fortified roads	
455/70 R24 SPT 9 – Construction machine tires for clay, sand, gravel, fortified roads, gardening and landscaping	

Hydraulic system	
Variable pump for loading and steering hydraulics	
Priority valve favoring steering hydraulics	
3rd hydraulic section serial	
Loading hydraulic hydraulically pre-activated by weycor joystick, including float position	
Operating pressure 250 bar, Delivery of pump 138.6 l/min	

Fuel/oil capacities	
Diesel	120 Liter
Hydraulic oil	106 Liter
Engine oil	8 Liter
Front axle	7.2 Liter
Rear axle	7.2 Liter
Gear oil	1.8 Liter
Cooling liquid	23 Liter
AdBlue	10 Liter

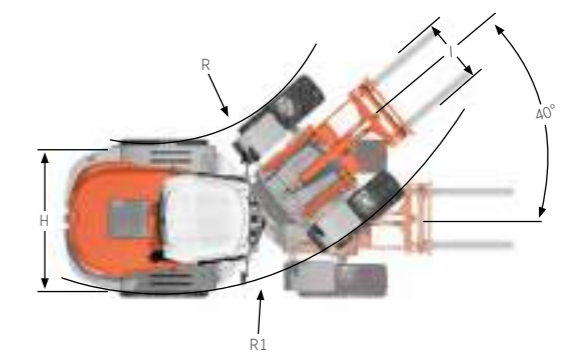
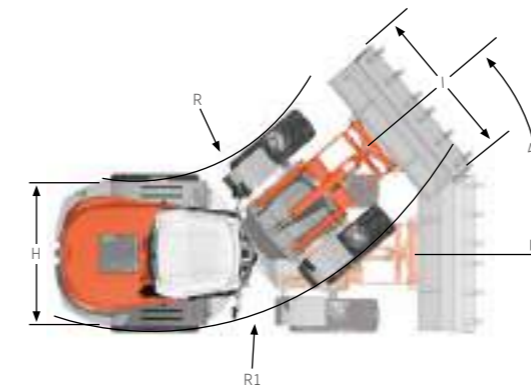
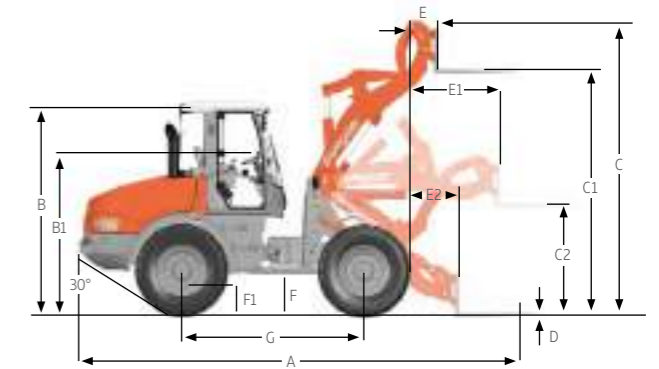
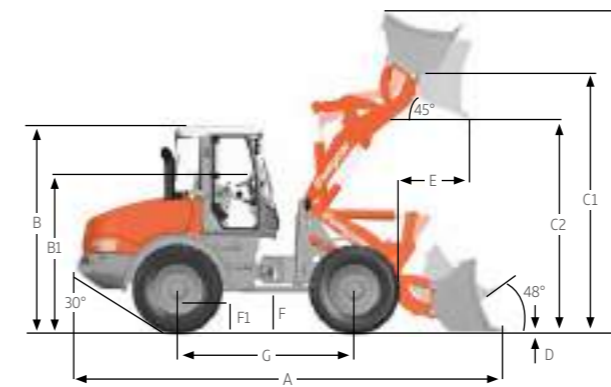
Loading equipment	
Powerful and solid Z-kinematics with high tear out force	
Hydraulic quick change device	
Activation of all functions by weycor joystick	
Parallel movement while using pallet forks	
Automatic shovel return to excavation position	
Automatic center position	
Locking device acc. to German StVZO for road travel	
Lifting	5.9 s
Lowering	4.0 s
Tipping	1.6 s

Equipment – Series	
Rear driving mirrors, foldable	
Heatable rear screen	
Comfortable access to cab from both sides	
Activation of all functions by weycor joystick	
Control lights for speed range, forward/backward travel	
Lights acc. to German StVZO for road travel	
Individually adjustable driver's seat with adjustable right arm rest	
Engine water heating with heat exchange and 4-stage fan	
Front windscreen ventilation, variable output	
Sound absorbing ROPS cab	
Working lights front and rear	
Windscreen wipe and wash unit in front and rear	
Sun visor, coat hook, ceiling lamp, stow facility	
Adjustable steering column	
Heat protection glazing with largetinted screens	
Control lights for engine oil pressure, overheating, hydraulic oil temperature, battery power, parking brake and air filter	
Central dashboard with indicators for preheating, engine temperature, fuel, working hour meter	
weycor diagnostic system (ADS) for monitoring engine parameters with integrated electronic anti-theft device	
weycor joystick with knurled wheel and slide switch	

Equipment – Option	
Stability damping system	
Trailer coupling	
Main battery switch	
Corrosion prevention against salt	
Special paintings and oils	
Warning beacon	
Anti-theft-device with code stick	
Heatable and air cushioned seats	
Air conditioning	
Radio	
Doors with sliding windows, left and right side	
LED work light	
DPF	
Reverse gear alarm	
12 V socket 2-pin	
12 V socket 13-pin	
Bucket level indicator	

TECHNICAL DATA

	AR 580 with standard shovel	AR 580 with pallet forks
A	6,405 mm	6,780 mm
B	2,990 mm	2,990 mm
B1	2,205 mm	2,205 mm
C	4,880 mm	4,200 mm
C1	3,810 mm	3,600 mm
C2	2,930 mm	1,700 mm
D	65 mm	50 mm
E	940 mm	490 mm
E1	-	1,320 mm
E2	-	660 mm
F	570 mm	570 mm
F1	410 mm	410 mm
G	2,650 mm	2,650 mm
H	2,225 mm	2,225 mm
I	2,300 mm	1,400 mm
R	2,540 mm	2,540 mm
R1	4,850 mm	4,850 mm



With standard shovel

With pallet forks

Specific gravity for material handling weight (t/m³)

Construction		Industry		Landscaping, Agriculture			
Concrete	1.9	Sand (watery)	2.1	Ember	0.7	Agricultural crop	0.7
Soil (dry)	1.5	Sandstone	2.4	Brown coal briquette	0.8	Grain	0.6
Soil (watery)	2.0	Shale	2.2	Ferrous product	7.8	Hay	0.3
Rock (fill)	2.4	Sediment	2.1	Iron ore	2.3	Potash	1.1
Granite	1.8	Crushed stone	1.5	Cullet	1.9	Compost	1.0
Limestone	1.6	De-icing salt	1.3	Gas coke	0.4	Flour	0.5
Gravel (dry)	1.9	Clay	1.6	Timber	0.8	Clay (watery)	2.3
Gravel (watery)	2.1	Cement	1.7	Mineral coal	1.2	Phosphate fertiliser	2.2
Loam	1.7	Clinker (stacked)	1.8	Paper	0.9	Turf (watery)	1.1
Plaster	2.2			Slag	1.0	Turf (dry)	0.4
Sand (dry)	1.9			Slag concrete	2.7	Mineral fertiliser	1.0



You can find our current product range and more exciting details at: www.products.weycor.de or www.weycor.de

Under our policy of continuous improvement, we reserve the right to change specifications and design without prior notice, errors expected. The technical data refer only to the standard version, illustrations do not necessarily show the standard version of the machine. Not all products are available in all markets.

weycor is a brand of ATLAS WEYHAUSEN GMBH.

ATLAS WEYHAUSEN GMBH · D - 27793 Wildeshausen
Phone +49 (0) 44 31 - 98 10 · info@weycor.de · www.weycor.de

