







KATO

Progress to the Next Stage

Product Guide

KATO WORKS CO.,LTD.



NOTE : Illustrations may include optional equipment. KATO products and specifications are subject to improvements and changes without notice.

<http://www.kato-works.co.jp>













● Contact for enquiry:

KATO
QUALITY & EXPERIENCE
SINCE 1895





KATO WORKS CO.,LTD.

9-37, Higashi-ohi 1-chome, Shinagawa-ku, Tokyo 140-0011, Japan.
Tel. : Head Office Tokyo(03)3458-1111
Overseas Marketing Department Tokyo(03)3458-1115
Fax. : Tokyo(03)3458-1163






Crane

-  Overall Length, Overall Width, Overall Height (Traveling Position)
-  GVW
-  Maximum Rated Lifting Capacity
-  Boom Section / Length
-  Super Luffing Jib Section / Length / Offset Angle
-  Power Jib Section / Length / Offset Angle
-  Manual Jib Section / Length / Offset Angle
-  Heavy Lift Jib Section / Length / Offset Angle
-  Outriggers Extension Width / Fully Extended
-  Maximum Traveling Speed
-  ACS (Automatic Crane System)
-  Searcher Hook / Length



Crawler Crane

-  Rated Output
-  Maximum Rated Lifting Capacity
-  Boom Section / Length
-  Jib Section / Length




Excavator

-  Rated Output
-  Operating Weight
-  Bucket Capacity
-  Maximum Digging Depth
-  APC (Automatic Power Control)






Lineup

-  Long Crawler Specification
-  Dozer Specification




Crawler Carrier

-  Rated Output
-  Operating Weight
-  Maximum Payload






Vacuum Crawler

-  Rated Output
-  Operating Weight
-  Maximum Payload
-  Hopper Capacity
-  Air Volume (Only Blower)




Vacuum Truck

-  GVW
-  Hopper Capacity
-  Air Volume (Only Blower)





Street Sweeper

-  Rated Output (Superstructure Engine)
-  Hopper Capacity
-  Maximum Payload
-  Maximum Sweep Speed
-  Maximum Sweep Width

Snow Sweeper

-  Rated Output (Superstructure Engine)
-  Maximum Sweep Width
-  Maximum Sweep Speed

Earth Boring Rig

-  Rated Output
-  Operating Weight
-  Maximum Digging Depth
-  Maximum Digging Diameter

	Rough Terrain Crane	03
	Cityrange Crane	04
	All Terrain Crane	05
	Truck Crane	06
	Crawler Crane	07
	Excavator	09
	Mini Excavator	13
	Crawler Carrier	15
	Vacuum Crawler	16
	Vacuum Truck	16
	Street Sweeper	17
	Snow Sweeper	17
	Earth Drilling Rig	18



Rough Terrain Crane

Powerful lifting and tough design
SR Rough Terrain Crane

SR-700L



- L : 12,590mm
W : 2,990mm
H : 3,680mm
- 39,750kg
- 70t×2.5m
(10m Boom)
- 10.0~44.5m
(6 sections)
- 8.3~13.2m
(2 sections)
7~60°
- 7.6m (6 sections)
- 49km/h
- MS-200

Easy Jib mounting by newly developed EJIB system
Efficient Jib operation is available

SR-300R



- L : 11,565mm
W : 2,620mm
H : 3,475mm
- 26,515kg
- 30t×3.0m
(9.35m Boom)
- 9.35~30.5m
(4 sections)
- 8.7, 13.1m
(2 sections)
5~60°
- 6.6m (5 sections)
- 49km/h
- MS-200

SR-500LX



- L : 12,760mm
W : 2,900mm
H : 3,880mm
- 37,075kg
(with standard tires)
- 51t×2.5m
(10.8m Boom)
- 10.8~42.0m
(5 sections)
- 9.4m~13.7m
(2 sections)
5~60°
- 7.0m (4 sections)
- 45km/h
- MS-230C

Cityrange Crane



Compact and versatile
High performance CITYRANGE Crane

CR-250RV



- L : 9,195mm
W : 2,395mm
H : 3,495mm
- 23,795kg
- 25t×2.8m
(6.7m Boom)
- 6.7~29.0m
(6 sections)
- 5.3m~8.2m
(2 sections)
7~60°
- 6.0m (5 sections)
- 54km/h
- MS-230D
- 1.0m
2 positions
(high/low)

SR-500L



- L : 13,030mm
W : 2,980mm
H : 3,595mm
- 33,970kg
(with standard tires)
- 51t×2.5m
(10.7m Boom)
- 10.7~35.0m
(4 sections)
- 8.8m, 15.2m
(2 sections)
5°, 25°, 45°
- 7.0m (4 sections)
- 48km/h
- MS-200

CR-200rf



- L : 8,710mm
W : 2,290mm
H : 3,245mm
- 19,755kg
- 20t×2.5m
(6.5m Boom)
- 6.5~28.0m
(6 sections)
- 4.0m, 5.8m
(2 sections)
7~60°
- 5.4m (5 sections)
- 55km/h
- MS-250
- 1.0m
2 positions
(high/low)

SR-300L



- L : 11,360mm
W : 2,620mm
H : 3,475mm
- 26,990kg
- 30t×3.0m
(9.35m Boom)
- 9.35~30.5m
(4 sections)
- 7.9m, 13.0m
(2 sections)
5°, 25°, 45°
- 6.6m (5 sections)
- 49km/h
- MS-200

- L : 7,465mm
W : 1,995mm
H : 2,870mm
- 13,745kg
- 13t×1.7m
(5.3m Boom)
- 5.3~24.0m
(6 sections)
- 3.6m, 5.5m
(2 sections)
5~60°
- 4.75m (5 sections)
- 55km/h
- MS-250A
- 0.8m
2 positions
(high/low)

CR-130rf



- L : 8,710mm
W : 2,290mm
H : 3,245mm
- 19,755kg
- 20t×2.5m
(6.5m Boom)
- 6.5~28.0m
(6 sections)
- 4.0m, 5.8m
(2 sections)
7~60°
- 5.4m (5 sections)
- 55km/h
- MS-250
- 1.0m
2 positions
(high/low)



All Terrain Crane

Advanced All Terrain Crane
Various operations with latest KATO technologies

ALLTERR

KA-3000RX



Work site driving position

- L : 17,740mm
W : 2,990mm
H : 4,100mm
(Work site driving position)
- 43,940kg
(Only carrier)
- MAX** 300t×2.5m
(14.4m Boom)
(Heavy load hoisting device)
- 14.4~55m
(5 sections)
- SL 10.85~35m
(4 sections)
0°~60°
- HL 13m, 22m, 31m,
40m, 47m, 54m
(6 sections)
10°~60°
- 9.4m (5 sections)
- 75km/h
(Only carrier)
- ACS** MS-270

KA-1000RX



Work site driving position

- L : 13,200mm
W : 2,750mm
H : 3,790mm
- 48,000kg
- MAX** 100t×2.3m
(11.1m Boom)
(Heavy load hoisting device)
- 11.1~51.3m
(6 sections)
- SL 8.8~20.4m
(3 sections)
2°(5°)~60°
- 7.2m (5 sections)
- 75km/h
- ACS** MS-280

KA-2200RX



Work site driving position

- L : 17,740mm
W : 2,990mm
H : 4,100mm
(Work site driving position)
- 43,940kg
(Only carrier)
- MAX** 220t×3.0m
(14.4m Boom)
(Heavy load hoisting device)
- 14.4~55m
(5 sections)
- SL 11.8~30m
(3 sections)
0°~60°
- HL 13m, 22m, 31m,
40m, 47m, 54m
(6 sections)
10°~60°
- 9.4m (5 sections)
- 75km/h
(Only carrier)
- ACS** MS-270

Truck Crane

Manufactured by KATO WORKS (THAILAND) CO.,LTD.

Fine traveling, excellent lifting,
tough structure
KATO New generation Truck Crane

NK-600RX

KA-1300RX



Work site driving position

- L : 14,565mm
W : 2,990mm
H : 4,000mm
(Work site driving position)
- 36,620kg
(Only carrier)
- MAX** 130t×2.5m
(11.8m Boom)
(Heavy load hoisting device)
- 11.8~52.0m
(6 sections)
- SL 9.2~26.6m
(4 sections)
2°(5°)~60°
- 8.4m (6 sections)
- 75km/h
(Only carrier)
- ACS** MS-220

- L : 13,370mm
W : 2,800mm
H : 3,750mm
- 41,200kg
- MAX** 60t×2.7m
(11m Boom)
- 11.0~43.0m
(5 sections)
- MJ 9.2m, 15.0m
(2 sections)
5°, 25°, 45°
- 7.0m (3 sections)
- 75km/h
- ACS** MS-200





Crawler Crane

Tough, reliable performance
High lifting capacity

CCH3000

- 280kW/2,100min⁻¹
- 300t×5.0m
- 18.0~90.0m
(Fly Jib) 13.0~37.0m
(Luffing Jib) 25.0~67.0m



CCH1000-6

- 179kW/2,000min⁻¹
- 100t×4.0m
- 13.0~61.0m
10.0~22.0m



CCH700

- 149kW/2,100min⁻¹
- 70t×3.8m
- 12.0~54.0m
9.0~18.0m



CCH2500-6

- 242kW/2,000min⁻¹
- 250t×5.2m
- (STD) 18.0~72.0m
(Light) 72.0~93.0m
13.0~37.0m



CCH550-3II

- 149kW/2,100min⁻¹
- 55t×3.0m
- 9.0~51.0m
6.0~15.0m



CCH550T-3

- 179kW/2,000min⁻¹
(Tier3)
- 55t×3.0m
- 11.3~34.4m



CCH1400-6

- 242kW/2,000min⁻¹
- 140t×4.5m
- (STD) 15.0~63.0m
(Light) 63.0~81.0m
13.0~31.0m





Excavator

High-performance and high-power
Environmentally-friendly excavator



Environmentally-friendly model
Global standard working performance

HD1430-7



- 182kW/1,950min⁻¹
- 32,000kg
LC:32,800kg
- 0.70-1.8m³
- 7,450mm
- APC7
- Lineup
-

HD823_{MR}-7



MINI RADIUS



- 120.5kW/2,000min⁻¹
- 23,000kg
LC:23,700kg
- 0.45-1.1m³
- 6,690mm
- APC7
- Lineup
-



HD820-7



- 120.5kW/2,000min⁻¹
- 21,000kg
LC:21,500kg
- 0.45-1.1m³
- 6,700mm
LC:6,690mm
- APC7
- Lineup
-

HD514_{MR}-7



MINI RADIUS



- 76.4kW/2,000min⁻¹
- 14,100kg
LC:14,500kg
Dozer:15,100kg
- 0.25-0.60m³
- 5,540mm
- APC7
- Lineup
-

HD512-7



- 76.4kW/2,000min⁻¹
- 12,900kg
LC:13,400kg
Dozer:13,800kg
- 0.25-0.60m³
- 5,590mm
- APC7
- Lineup
-

HD 308_{US}-7



ULTRA SHORT TAIL SWING



- 40.8kW/2,000min⁻¹
- 7,470kg
Dozer:7,940kg
- 0.12-0.34m³
- 4,120mm
- APC300
- Lineup
-



Excavator

High-performance and high-power
Environmentally-friendly excavator

Manufactured by KATO WORKS CHINA LTD.



Manufactured by KATO WORKS CHINA LTD.

Environmentally-friendly model
Global standard working performance

HD1638-R5 REGZM



- 183kW/2,150min⁻¹
- 36,000kg
- 1.6-1.8m³
- 7,380mm
- APC300

HD820-R5 REGZM



- 113kW/2,000min⁻¹
- 20,450kg
- 0.80-0.90m³
- 6,700mm
- APC300

HD1430-R5 REGZM



- 183kW/2,150min⁻¹
- 31,600kg
- 1.4-1.6m³
- 7,440mm
- APC300

HD512-R5 REGZM



- 68kW/2,000min⁻¹
- 12,600kg
- 0.40-0.60m³
- 5,630mm
- APC300

HD1023-R5 REGZM



- 122kW/2,200min⁻¹
- 23,700kg
- 1.0-1.1m³
- 7,010mm
- APC300

HD308US-R5 REGZM



- 42.6kW/2,100min⁻¹
- 8,300kg
- 0.30m³
- 4,120mm



Mini Excavator

High quality, great performance
Environmentally-friendly mini-midi excavator

HD85V4



- 42.7kW/2,100min⁻¹
- 8,100kg
- 0.11-0.28m³
- 4,020mm

HD60V4



- 32.4kW/2,400min⁻¹
- 5,370kg
- 0.08-0.18m³
- 3,800mm

HD55V4



- 32.4kW/2,400min⁻¹
- 5,010kg
- 0.08-0.18m³
- 3,590mm

HD45V4



- 32.4kW/2,400min⁻¹
- 4,650kg
- 0.08-0.16m³
- 3,340mm

HD35V4



HD25V4



HD30V4



HD55N4



HD35N4



- 17.5kW/2,200min⁻¹
- 3,450kg
- 0.055-0.12m³
- 3,080mm

- 17.5kW/2,200min⁻¹
- 3,030kg
- 0.04-0.10m³
- 2,700mm

- 17.6kW/2,400min⁻¹
- 2,500kg
- 0.04-0.09m³
- 2,440mm

- 47.6kW/2,400min⁻¹
- 5,350kg
- 0.11-0.19m³
- 3,850mm

- 16.8kW/2,200min⁻¹
- 3,290kg
- 0.055-0.12m³
- 3,080mm



Crawler Carrier

Excellent driving force, comfortable operation



IC120-2



- 224kW/2,200min⁻¹
- 14,100kg
- 11,000kg

IC75-2



- 168kW/2,200min⁻¹
- 10,580kg
- 6,500kg

IC55



- 78.3kW/2,400min⁻¹
- 6,520kg
- 5,000kg

IC37



- 46kW/2,700min⁻¹
- 2,910kg
- 3,700kg



Vacuum Crawler

High performance and fuss-free maintenance
Vacuum Crawler



IC75MV



- 168kW/2,200min⁻¹
- 12,380kg
- 4,700kg
- 2.5m³
- 35m³/min



Vacuum Truck

Simple mechanism and easy to maintain
Multi-purpose Vacuum Truck

MultiVac

MV-2200S



- 22t
- 11.3m³
- 50m³/min

MV-600S



- 14.5t
- 6.3m³
- 30m³/min

MV-400S



- 8t
- 2.7m³
- 30m³/min



Street Sweeper

Street-Master

High-performance with compact body
Low noise and efficient Street Sweeper



Earth Drilling Rig

CITY DRILL

High-performance Earth Drilling Rig
Various digging methods are available

HS-800W

- 98kW/2,000min⁻¹
- 6.4m³
- 3~4t
- 30km/h
- Left: 2.5m Right: 2.5m Full: 3.5m



HS-400W



- 40.3kW/2,100min⁻¹
- 3.4m³
- 1.8t
- 20km/h
- Left: 1.8m Right: 1.8m Full: 2.4m



Snow Sweeper

Powerful brush and blow system introduced
Speedy snow removal operation

S-250CVIII



- 235kW/2,100min⁻¹
- 2.5m
- 40km/h

KE-1500III

REGZNA



PE-650



KB-1500RII



- 98kW/2,000min⁻¹
- 23t
- 43m
- 1.5m

- 98kW/2,000min⁻¹
- 19t
- 14.5m
- 1.2m

- 205kW/2,000min⁻¹
- 56.5t
- 45m
- 1.5m