



ATLAS

SINCE 1919

-  53 - 59.2 t
-  220 KW (295 PS)
-  18.1 - 21.9 m

**FAST.
RELIABLE.
VERSATILE.**



MATERIAL HANDLING MACHINE 550MH

WWW.ATLASGMBH.COM

TECHNICAL SPECIFICATION 550MH

Technical Specification

ENGINE

Power according to ISO 9249..... 216 kW (295 PS)	Cylinder capacity7800 cm ³	Air filter Dry air filter
RPM 1800/min	Number of cylinders6	Battery 2 x 12 V / 143 Ah
Make/Model..... Deutz / TCD 7.8 L6 EU Stage V	Borehole/lift110 / 136	Alternator.....28.5 V / 100 A
Design..... Turbocharger/ intercooler	Cooling systemWater-cooled	Starter.....24 V / 4.0 kW

HYDRAULIC SYSTEM

• AWE 5 system (load sensing)	• Suction valves for all work functions	• Overload warning device
• 2 Load limit controlled high-performance piston pumps	• Load-retaining and fine-drop valve in lifting circuit	
• Fuel efficient flow-on-demand control	• Pipe break protection valves for lifting cylinders	• Max. oil flow 2 x 380 l/min
• Sensitive, proportional, independent control	• Grab and grab-rotating function	• Max. operating pressure 360 bar
• Primary and secondary protection against overload	• 2 additional circuits for additional consumer loads possible	• Operating modes: 3 pre-programmed modes (Fine, Eco, Power)

SWING ASSEMBLY

• Swing motor	Axial piston motor with priority valve	• Max. swing speed6,9/min
• Swing gear:	Planetary transmission	• Swing torque 170.2 kNm
• Swing brake:	Automatic multidisc brake	

TRACTION DRIVE AND BRAKES

• Variable displacement motor	• Automotive drive and cruise control	• Dual circuit brake systemdrum brake
• Power-shift transmission	• Maximum speed 16 km/h	• Parking brake spring-loaded brake
• Double-acting brake valve	• Terrain speed 5 km/h	
• Driving direction pre-selection via switch in joystick	• Crawling speed 1 km/h	

UNDERCARRIAGE

• 70 t special excavator axles	• Steering axle with automatic oscillating axle locking	• 8 tyres Solid rubber tyres12.00 - 24
--------------------------------	---	--

FILL CAPACITIES

• Fuel tank920 liters	• Engine oil21 liters	• Hydraulics system1400 liters
• Cooling system53 liters	• Hydraulic tank720 liters	• Ad Blue50 liters

DRIVER'S CAB

• Meets latest safety standards	CONTROL:	CLIMATE CONTROL:
• Extra-wide entrance	• Ergonomic joysticks	• Air conditioning equipped as standard
• Spacious leg room	• Steering via potentiometer	• Very good air distribution through optimally arranged nozzles
• Vario cab can be driven 2.8 m high and 4.16 m forwards	• Indicators, controls and operating switches are clearly arranged	
• Excellent circumferential visibility		SOUND LEVELS:
• Preparation for radio installation with mute function	MONITORING:	• ISO 6396 (L _{pA}) in driver's cab70 dB(A)
	• Operating data display screen	• 2000/14EG (L _{wA}) ambience level105 dB(A)
DRIVER'S SEAT:	• Automatic system for monitoring, warning and storage of data	
• Air-cushioned comfort seat (optional seat heating)		
• Arm rests and lumbar support		
• Seat adjustable separately from console		

WORKING EQUIPMENT 550MH

Working Equipment

OPERATING WEIGHTS

	LOADING BOOM 9.80 m (C94.5i)	LOADING BOOM 12.10 m (C94.6i) / (C94.16iD)
	Stick 7.50 m (D94.15i)	Stick 9.24 m (D94.16i)
4 outriggers	53 t	54 t
1 m pylon	55 t	56 t
2 m pylon	56 t	57 t

Operating weight with driver, solid rubber tyres, completely filled implement and 1.5 t for attachments

EQUIPMENT

BASIC DEVICE ATLAS 550MH

- Material Handler 550MH with quadruple outriggers and 2 lifting cylinders (A 94.32)

Hydraulics:

- Grab and grab-rotating function
- Accumulator for emergency lowering of the arm system
- Pipe-break protection valves for lifting cylinders
- Overload warning device
- Cylinder end-position damping

- Sliding window in cab door
- Ready for electric cooling box
- Different options for storage, compartment for documents
- Rear view security camera with LCD colour monitor
- Vario cab can be driven 2.8 m high and 4.16 m forwards

Booms:

- Loading boom 9.80 m (C94.5i)
- Loading boom 12.10 m (C94.6i)
- Loading boom 12.10 m (Banana) (C94.6iD)

Sticks:

- Stick 7.50 m (D 94.15i) for (C94.15i)
- Stick 9.24 m (D 94.16i) for (C94.16i/C94.16iD)

Cab:

- Air conditioning
- Preparation for radio installation with mute function
- Seat adjustable separately from console
- Heat-insulating glass, tinted windows
- Automotive driving and cruise control
- Operating data display screen

Equipment:

- Automatic central lubrication system

STANDARD EQUIPMENTG:

Engine:

- Automatic idle
- Diesel pre-filter
- Engine monitoring

Undercarriage:

- Tool box in the undercarriage

ADDITIONAL EQUIPMENT

Engine:

- Refueling pump
- Engine speed adjustment via potentiometer
- Auxiliary heating
- Cold start assistance

Cab:

- Cab protection guard
- Beacon light
- Heated driver's seat
- Radio/CD/MP3, front AUX in, USB
- Cab elevation
- GPS/GSM Telemetriebox, for monitoring of operating data, fuel consumption, location
- Head rest
- Working lights, LED
- Electric cooling box

Vario special only in combination with 17.2 t counterweight

- 17.2 t heavy counterweight

Hydraulics:

- Hydraulic kit, to operate front and rear supports separately
- Bio oil

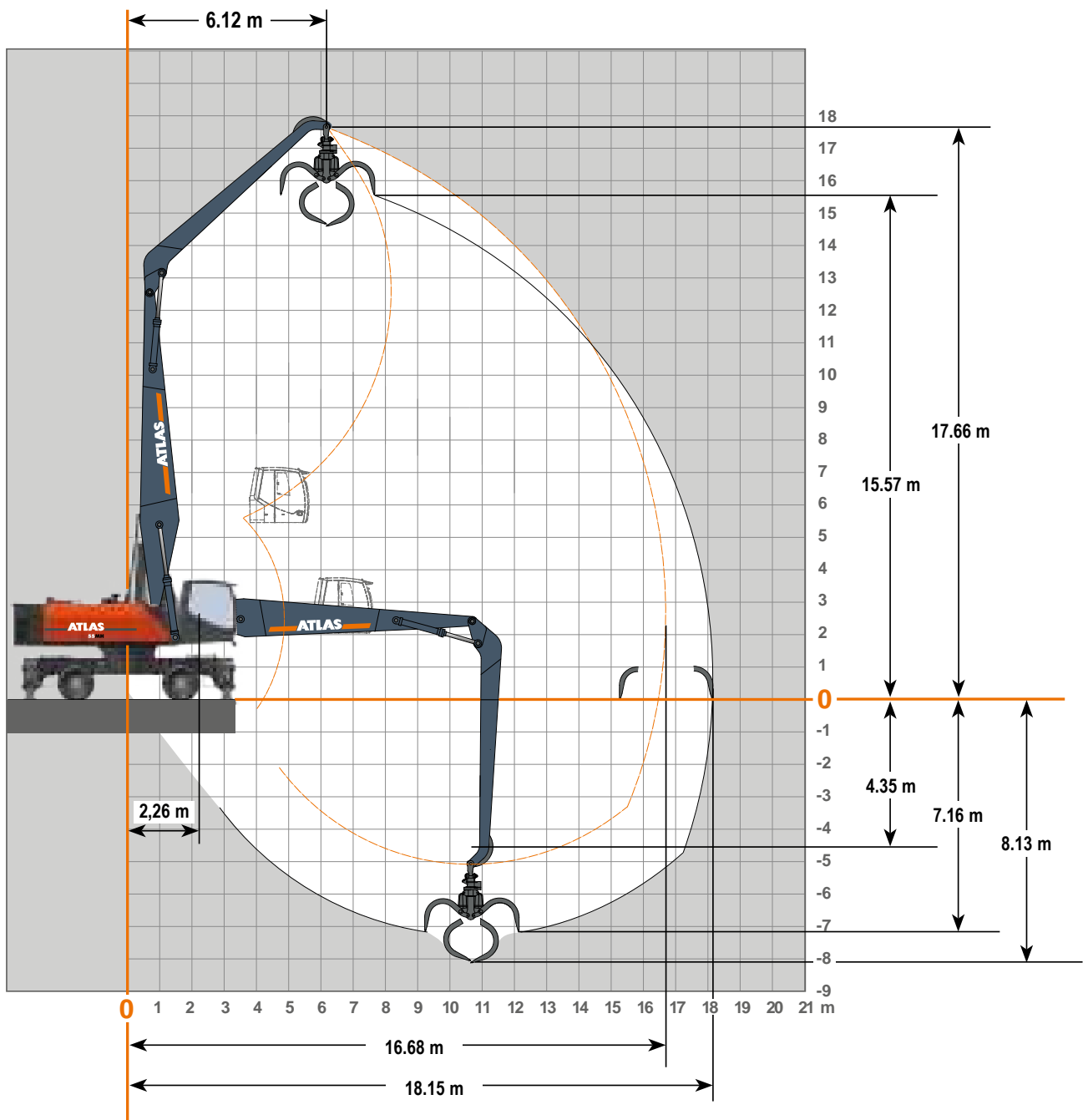
Other special equipment: See price list

ATTACHMENTS

- Clamshell grab
- Orange peel grab
- Load hook
- Load lifting magnet
- Log grab

WORKING RANGES 550MH

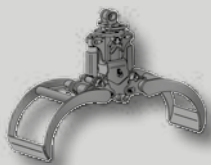
Working Ranges Loading boom 9.80 m (C94.5i) with Stick 7.50 m (D94.15i)



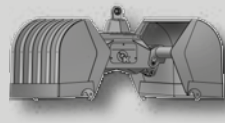
Attachments



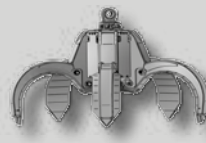
Load hook



Log grab



Clamshell grab



































Orange peel grab



Load lifting magnet

LIFTING CAPACITIES 550MH

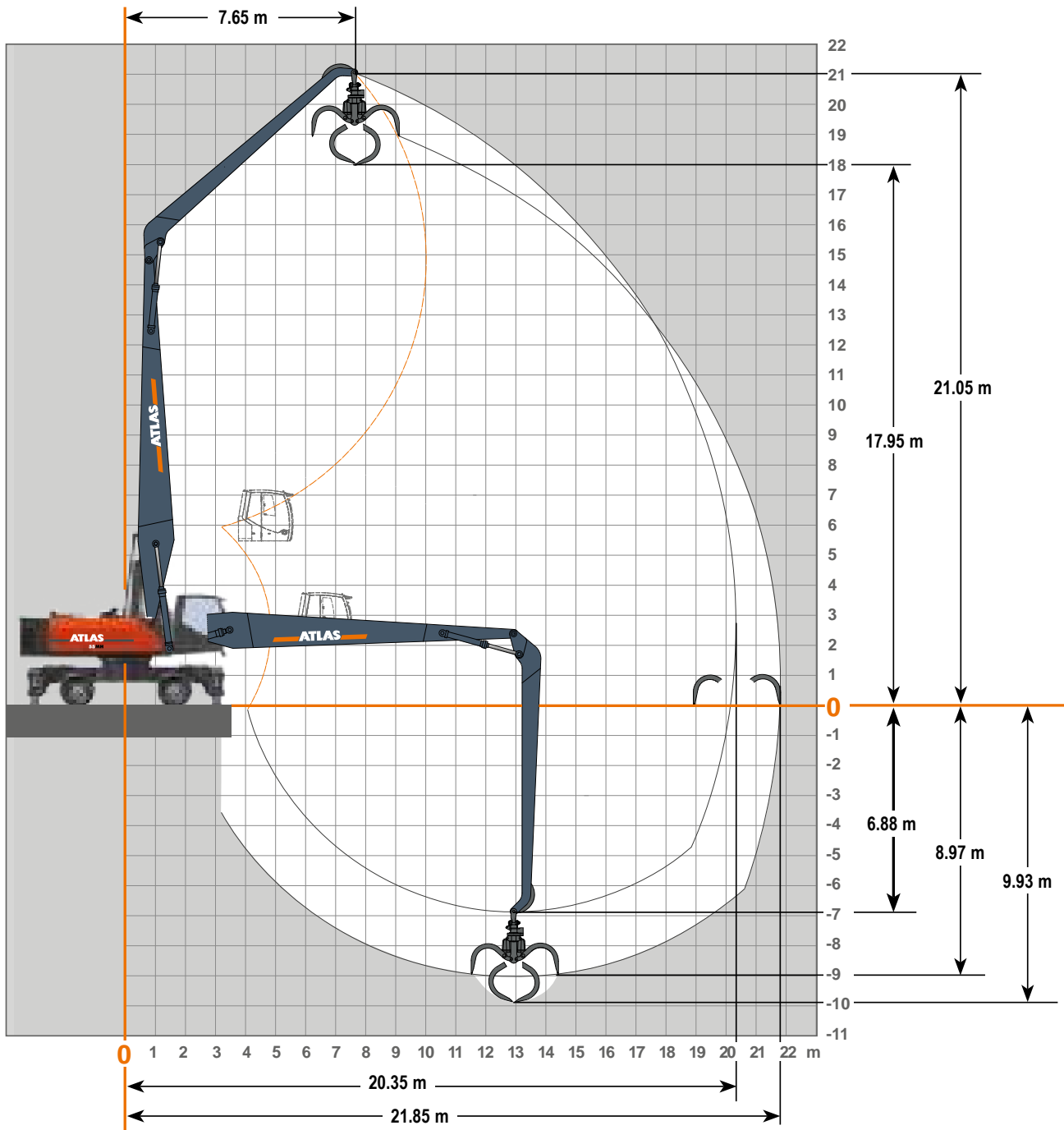
Lifting Capacities Loading boom 9.80 m (C94.5i) and stick 7.50 m (D94.15i)

Lifting Capacities Loading boom 9.80 m (C94.5i) with stick 7.50 m (D 94.15i). Max. reach 16.70 m											
HEIGHT	Undercarriage type		6.0 m	7.5 m	9.0 m	10.5 m	12.0 m	13.5 m	15.0 m	16.5 m	18.0 m
+17.5 m	FRONT 	SDB supported	11977								
	LATERAL 	SDB supported	11977								
+16.5 m	FRONT 	SDB supported		10262							
	LATERAL 	SDB supported		10262							
+15.0 m	FRONT 	SDB supported		10804	8804	8180					
	LATERAL 	SDB supported		10804	8804	8180					
+13.5 m	FRONT 	SDB supported		11268	8584	7966	7487				
	LATERAL 	SDB supported		11268	8584	7966	7487				
+12.0 m	FRONT 	SDB supported		11302	8579	7939	7420	6997			
	LATERAL 	SDB supported		11302	8579	7939	7420	6997			
+10.5 m	FRONT 	SDB supported		10891	8778	8067	7484	6999			
	LATERAL 	SDB supported		10891	8778	8067	7484	6999			
+ 9.0 m	FRONT 	SDB supported		10246	9176	8333	7 652	7088	6611		
	LATERAL 	SDB supported		10246	9176	8333	7652	6641*	5546*		
+7.5 m	FRONT 	SDB supported	10587	11136	9758	8717	7901	7240	6685		
	LATERAL 	SDB supported	10587	11136	9758	8717	7880*	6534*	5488*		
+6.0 m	FRONT 	SDB supported	13289	122 92	10481	9185	8204	7429	6787		
	LATERAL 	SDB supported	13289	12292	10481	9185	8204	7429	6787		
+ 4.5 m	FRONT 	SDB supported	17309	13574	11263	9682	8524	7627	6892		
	LATERAL 	SDB supported	17309	13574	11263	9682	8524	7627	6892		
+ 3.0 m	FRONT 	SDB supported	15162	14745	11984	10141	8815	7800	6972	6232	
	LATERAL 	SDB supported	15162	13685*	10695*	8658*	7181*	6061*	5183*	4477*	
+ 1.5 m	FRONT 	SDB supported	5430	15553	12518	10488	9028	7910	6995		
	LATERAL 	SDB supported	5430	12935*	10204*	8326*	6952*	5904*	5079*		
+ 0 m	FRONT 	SDB supported	4618	13430	12766	10653	9111	7917	6924		
	LATERAL 	SDB supported	4618	12409*	9825*	8055*	6760*	5771*	4995*		
-1.5 m	FRONT 	SDB supported	5143	11251	12670	10581	9019	7780	6715		
	LATERAL 	SDB supported	5143	11251	12670	10581	9019	7780	6715		
-3.0 m	FRONT 	SDB supported	6127	11202	12211	10242	8705	7439	6285		
	LATERAL 	SDB supported	6127	11202	9462*	7769*	6551*	5636*	4931*		
-4.5 m	FRONT 	SDB supported				9549	8088				
	LATERAL 	SDB supported				9549	8088				

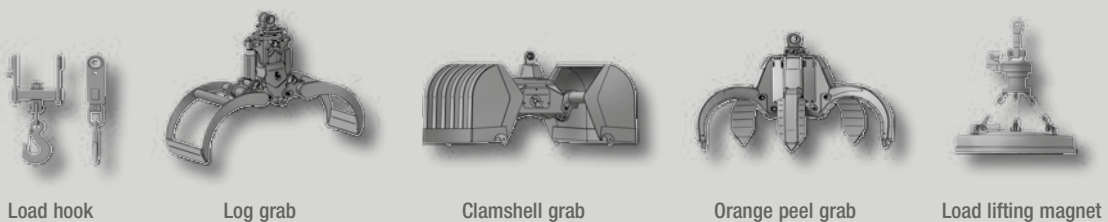
The specified max. loading capacities in kilogrammes (kg) include a stability of 25% or are calculated at 87% of the hydraulic lifting power, as per ISO10567. These values are applicable at the tip of the arm with optimum positioning of the corresponding arm system. Weights of attached load carrying accessories (grab, magnet, load hook, etc.) are not included with the load carrying values. *Value limited due to excavator stability.

WORKING RANGES 550MH

Working Ranges Loading boom 12.10 m (C94.6i) with stick 9.24 m (D94.16i)







































Attachments



LIFTING CAPACITIES 550MH

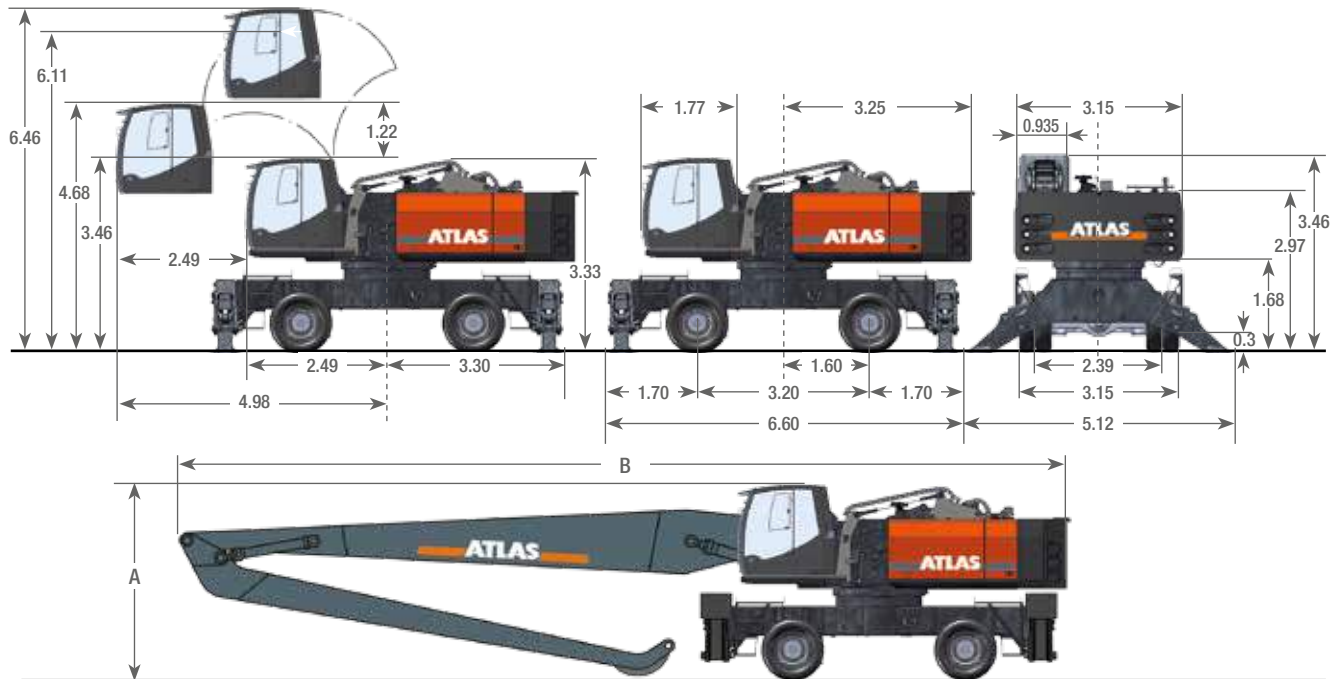
Lifting Capacities Loading boom 12.10 m (C94.6iB) and stick 9.24 m (D94.16i)

Lifting Capacities Loading boom 12.10 m (C94.6iB) with stick 9.24 m (D 94.16i). Max. reach 20.40 m											
HEIGHT	Undercarriage type		8.0 m	9.5 m	11.0 m	12.5 m	14.0 m	15.5 m	17.0 m	18.5 m	20.0 m
+19.5 m	FRONT		SDB supported	7454							
	LATERAL		SDB raised	7454							
+18.0 m	FRONT		SDB supported	7301	6478	5939					
	LATERAL		SDB raised	7301	6478	5939					
+16.5 m	FRONT		SDB supported	7655	6351	5819	5391				
	LATERAL		SDB raised	7655	6351	5819	5391				
+15.0 m	FRONT		SDB supported	7775	6313	5778	5340	4975			
	LATERAL		SDB raised	7775	6313	5778	5340	4975			
+13.5 m	FRONT		SDB supported	7671	6356	5804	5347	4962			
	LATERAL		SDB raised	7671	6356	5804	5347	4962			
+12.0 m	FRONT		SDB supported	7329	6479	5890	5403	4991	4637		
	LATERAL		SDB raised	7329	6479	5890	5403	4991	4637		
+10.5 m	FRONT		SDB supported	7481	6678	6032	5501	5054	4672	4335	
	LATERAL		SDB raised	7481	6678	6032	5501	5054	4672	4335	
+9.0 m	FRONT		SDB supported	8910	7864	6946	6221	5633	5143	4727	4362
	LATERAL		SDB raised	8910	7864	6946	6221	5633	5143	4727	4362
+7.5 m	FRONT		SDB supported	9781	8336	7269	6446	5789	5250	4795	4399
	LATERAL		SDB raised	9781	8336	7269	6446	5789	5250	4795	4399
+6.0 m	FRONT		SDB supported	10605	8865	7624	6689	5957	5364	4868	4438
	LATERAL		SDB raised	10605	8865	7624	6689	5957	5364	4868	4438
+4.5 m	FRONT		SDB supported	11438	9394	7975	6929	6121	5474	4935	4470
	LATERAL		SDB raised	11438	9394	7975	6929	6121	5474	4935	4470
+3.0 m	FRONT		SDB supported	12140	9852	8284	7140	6264	5565	4986	4486
	LATERAL		SDB raised	12140	9852	8284	7140	6264	5565	4986	4486
+1.5 m	FRONT		SDB supported	9249	10173	8510	7295	6365	5623	5008	4473
	LATERAL		SDB raised	9249	10173	8510	7295	6365	5623	5008	4473
+0 m	FRONT		SDB supported	6026	10308	8619	7369	6405	5632	4986	4417
	LATERAL		SDB raised	6026	10308	8619	7369	6405	5632	4986	4417
-1.5 m	FRONT		SDB supported	5365	10233	8585	7340	6366	5574	4905	4306
	LATERAL		SDB raised	5365	10233	8585	7340	6366	5574	4905	4306
-3.0 m	FRONT		SDB supported	5495	9951	8397	7189	6231	5436	4749	4111
	LATERAL		SDB raised	5495	9951	8397	7189	6231	5436	4749	4111
-4.5 m	FRONT		SDB supported	5979	9452	8039	6907	5978	5189	4484	3794
	LATERAL		SDB raised	5979	9452	8039	6907	5978	5189	4484	3794
-6.0 m	FRONT		SDB supported	5979	7377*	6081*	5137*	4413*	3840*	3378*	3004*
	LATERAL		SDB raised	5979	7377*	6081*	5137*	4413*	3840*	3378*	3004*

The specified max. loading capacities in kilogrammes (kg) include a stability of 25% or are calculated at 87% of the hydraulic lifting power, as per ISO10567. These values are applicable at the tip of the arm with optimum positioning of the corresponding arm system. Weights of attached load carrying accessories (grab, magnet, load hook, etc.) are not included with the load carrying values. *Value limited due to excavator stability.

DIMENSION 550MH

Dimensions [m]



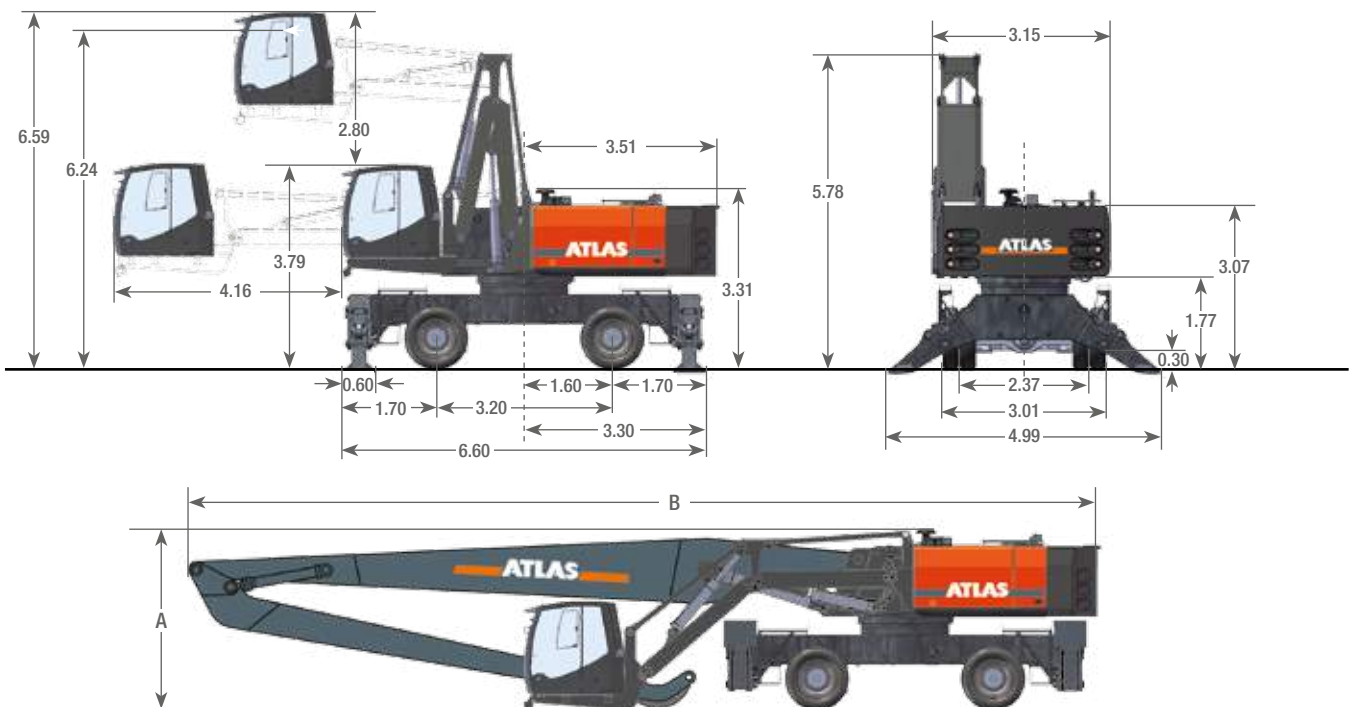
A TRANSPORT HEIGHT

Loading boom 9.80 m (C94.5i) with stick 7.50 m (D94.15i)	3.46 m
Loading boom 12.10 m (C94.6i) with stick 9.24 m (D94.16i)	3.46 m
Loading boom 12.10 m (C94.6id) with stick 9.24 m (D94.16i)	3.47 m

B TRANSPORT LENGTH

Loading boom 9.80 m (C94.5i) with stick 7.50 m (D94.15i)	14.10 m
Loading boom 12.10 m (C94.6i) with stick 9.24 m (D94.16i)	16.40 m
Loading boom 12.10 m (C94.6id) with stick 9.24 m (D94.16i)	16.23 m

Option:



A TRANSPORT HEIGHT

Loading boom 9.80 m (C94.5i) with stick 7.50 m (D94.15i)	3.31 m
Loading boom 12.10 m (C94.6i) with stick 9.24 m (D94.16i)	3.31 m
Loading boom 12.10 m (C94.6id) with stick 9.24 m (D94.16i)	3.31 m

B TRANSPORT LENGTH

Loading boom 9.80 m (C94.5i) with stick 7.50 m (D94.15i)	14.32 m
Loading boom 12.10 m (C94.6i) with stick 9.24 m (D94.16i)	16.62 m
Loading boom 12.10 m (C94.6id) with stick 9.24 m (D94.16i)	16.62 m

GANDERKESEE FACTORY

Atlas GmbH
Atlasstraße 6
D-27777 Ganderkesee,
Germany

Tel.: +49 (0) 4222 954 0
Fax: +49 (0) 4222 954 220
E-mail: info@atlasgmbh.com
www.atlasgmbh.com



VECHTA FACTORY

Atlas GmbH
Theodor-Heuss-Str. 3
D-49377 Vechta
Germany

T: +49 (0) 4441 954 0
F: +49 (0) 4441 954 299
E-mail: info@atlasgmbh.com
www.atlasgmbh.com



DELMENHORST FACTORY

Atlas GmbH
Stedinger Straße 324
D-27751 Delmenhorst
Germany

T: +49 (0) 4221 49 10
F: +49 (0) 4221 49 14 43
E-mail: info@atlasgmbh.com
www.atlasgmbh.com

ATLAS CRANES UK LTD LADEKRANE

Wharfedale Road,
Euroway Trading Est.
Bradford, England BD4 6SL
United Kingdom

T: +44 8444 99 66 88
F: +44 1274 65 37 85
E-mail: atlasuk@atlasgmbh.com
www.atlas-cranes.co.uk
www.atlasgmbh.com



SINCE 1919
ATLAS



www.atlasgmbh.com

ATLAS GmbH
EXCAVATORS
Atlasstraße 6
D-27777 Ganderkesee, Germany
T: +49 (0) 4222 954 0
Fax: +49 (0) 4222 954 220
info@atlasgmbh.com