

100
ATLAS 1919 - 2019

ATLAS
SINCE 1919

**STABLE.
STRONG.
STEADY.**

-  18.9 - 20.8 t
-  116 kW (158 HP)
-  0.76 - 1.3 m³



WHEELED EXCAVATOR 190W

WWW.ATLASGMBH.COM

TECHNICAL SPECIFICATION 190W

Technical specifications

ENGINE

Power rating acc. to ISO 9249.....116 kW (158 HP)	Displacement..... 6700 cm ³	Battery 2 x 12 V / 100 Ah
RPM1800/min	Number of cylinders 6	Generator 24 V / 70 A
Make / model Cummins QSB 6.7 (Tier4 F)	Cooling system Water-cooled	Starter..... 24 V / 3.2 kW
Design..... Turbocharger/charge-air cooling	Air filter..... Dry air filter	

HYDRAULIC SYSTEM

• Load limit controlled high-performance pump	• Suction valves for all work functions	• Pipe break protection valves for lifting and articulated cylinders
• Load Sensing hydraulic system	• Load-retaining and fine lowering valves in lifting circuit	• 2 additional circuits for additional consumer loads possible
• 7 consumer loads in one valve block equipped as standard	• Pump flow control	• Max. oil flow 380 l/min
• Sensitive, proportional, independent control	• Proportional grab/grab rotating function	• Max. operating pressure 340 (370)* bar
• Primary and secondary protection against overload	• Fuel-efficient flow-on-demand control	• Operating modes: 3 pre-programmed modes (Fine, Eco, Power)

SWING ASSEMBLY

• Swing motor:	Axial piston motor with priority valve	• Max. swing speed11/min
• Swing gear:	Planetary transmission	• Swing torque63.2 kNm
• Swing brake:	Automatically controlled multi-disc brake	

TRACTION DRIVE AND BRAKES

• Variable displacement motor	• Automotive drive and cruise control	• Tractive force 91.8 kN
• Power-shift transmission	• Max. speed 20 km/h	• Max. gradeability 55 %
• Double-acting brake valve	• Off-road speed 5 km/h	• Dual-circuit brake system Multi-disc
• Travel direction pre-selection via buttons in joystick	• Crawling speed 1 km/h	• Parking brake Multi-disc

UNDERCARRIAGE

• 40 tons special excavator axles	• 8 tires (twins) 16 PR 10.00 - 20
• Steering axle with automatic oscillating axle locking	

FILL CAPACITIES

• Fuel tank 382 litres	• Engine oil 20 litres	• Hydraulic system 290 litres
• Cooling system 42 litres	• Hydraulic tank 224 litres	• AdBlue [®] tank 18.9 litres

DRIVER'S CAB

• Meets latest safety standards	CONTROL:	CLIMATE CONTROL:
• Extra large entry zone	• Ergonomic joysticks with proportional slide control	• Air conditioning equipped as standard
• Spacious leg room	• Slim steering column, height and tilt adjustable	• Excellent air distribution through optimally arranged nozzles
• Excellent circumferential visibility	• Indicators, controls and operating switches are clearly arranged	
• Preparation for radio installation with mute function	MONITORING:	SOUND LEVELS:
DRIVER'S SEAT:	• Operating data display screen	• ISO 6396 (L _{pA}) in driver's cab 74 dB(A)
• Air-cushioned comfort seat (seat heating optional)	• Automatic system for monitoring, warning and storage of data	• 2000/14 EG (L _{wA}) ambience level 102 dB(A)
• Arm rests and lumbar support		
• Seat adjustable separately from console		

* values when power boost switched on

WORKING EQUIPMENT 190W

Working equipment

OPERATING WEIGHTS

	MONOBLOCK BOOM 5.68 m (C21.3M)		ADJUSTABLE BOOM Base arm 1.95 m (C21.41) Boom 3.41 m (C21.46)	
	Stick 2.70 m (D21.2)	Stick 3.20 m (D21.3)	Stick 2.15 m (D21.23)	Stick 2.65 m (D21.33)
Support and dozer blade	18.9 t	18.9 t	19.2 t	19.2 t
SDB / outriggers	20.3 t	20.3 t	20.6 t	20.6 t
4 outriggers	20.5 t	20.5 t	20.8 t	20.8 t

Operating weight incl. driver, fuel, lubricants and coolant plus 1.0 ton for attachments

EQUIPMENT

BASIC UNIT ATLAS 190W (can be combined)		
<ul style="list-style-type: none"> Wheel Excavator 190W with support and dozer blade and 2 lifting cylinders (A19.2) Wheel Excavator 190W with 4x outrigger support and 2 lifting cylinders (A19.32) Wheel Excavator 190W with support and dozer blade on rigid axle, 2x outrigger support on steering axle and 2 lifting cylinders (A19.33) Wheel Excavator 190W with support and dozer blade on steering axle, 2x outrigger support on rigid axle and 2 lifting cylinders (A19.35) 	<p>STANDARD EQUIPMENT:</p> <p>Engine:</p> <ul style="list-style-type: none"> Automatic idling system Diesel pre-filter Engine monitoring 	<ul style="list-style-type: none"> Rear area security camera with LCD color monitor Right side camera Slim steering column, height and tilt adjustable Seat can be adjusted separately from console Heat-absorbing glass, tinted windows Automotive drive and cruise control Operating data display screen Automatic working brake
<p>* SDB = support and dozer blade</p>		
BOOMS:	Hydraulic system:	EQUIPMENT:
<ul style="list-style-type: none"> Monoblock boom with stick cylinder 5.68 m (C21.3M) Adjustable boom consisting of base arm 1.95 m (C21.41) with adjusting cylinder plus boom 3.41 m (C21.46) with stick cylinder 	<ul style="list-style-type: none"> Proportional grab/grab rotating function Accumulator for emergency lowering of boom system Pipe break protection valves for lifting and articulated cylinders Max. load-limit control Cylinder end position damping 	<ul style="list-style-type: none"> Joint bearings in stick and bucket cylinders Combined lubricating points for swing bearing and arm equipment Spacious and lockable storage space in superstructure
STICKS:	Cab:	UNDERCARRIAGE:
<ul style="list-style-type: none"> Stick 2.70 m (D21.2) for monoblock boom Stick 3.20 m (D21.3) for monoblock boom Stick 2.15 m (D21.23) for adjustable boom Stick 2.65 m (D21.33) for adjustable boom 	<ul style="list-style-type: none"> Air-conditioning Radio preparation with mute function Ready for electric cooling box Different options for storage, compartment for documents 	<ul style="list-style-type: none"> Power-shift transmission Wet disc brakes Toolbox in undercarriage
BUCKET TIPPING CYLINDER:		
<ul style="list-style-type: none"> Bucket tipping cylinder with bucket linkage (F64.1) 		

ADDITIONAL EQUIPMENT

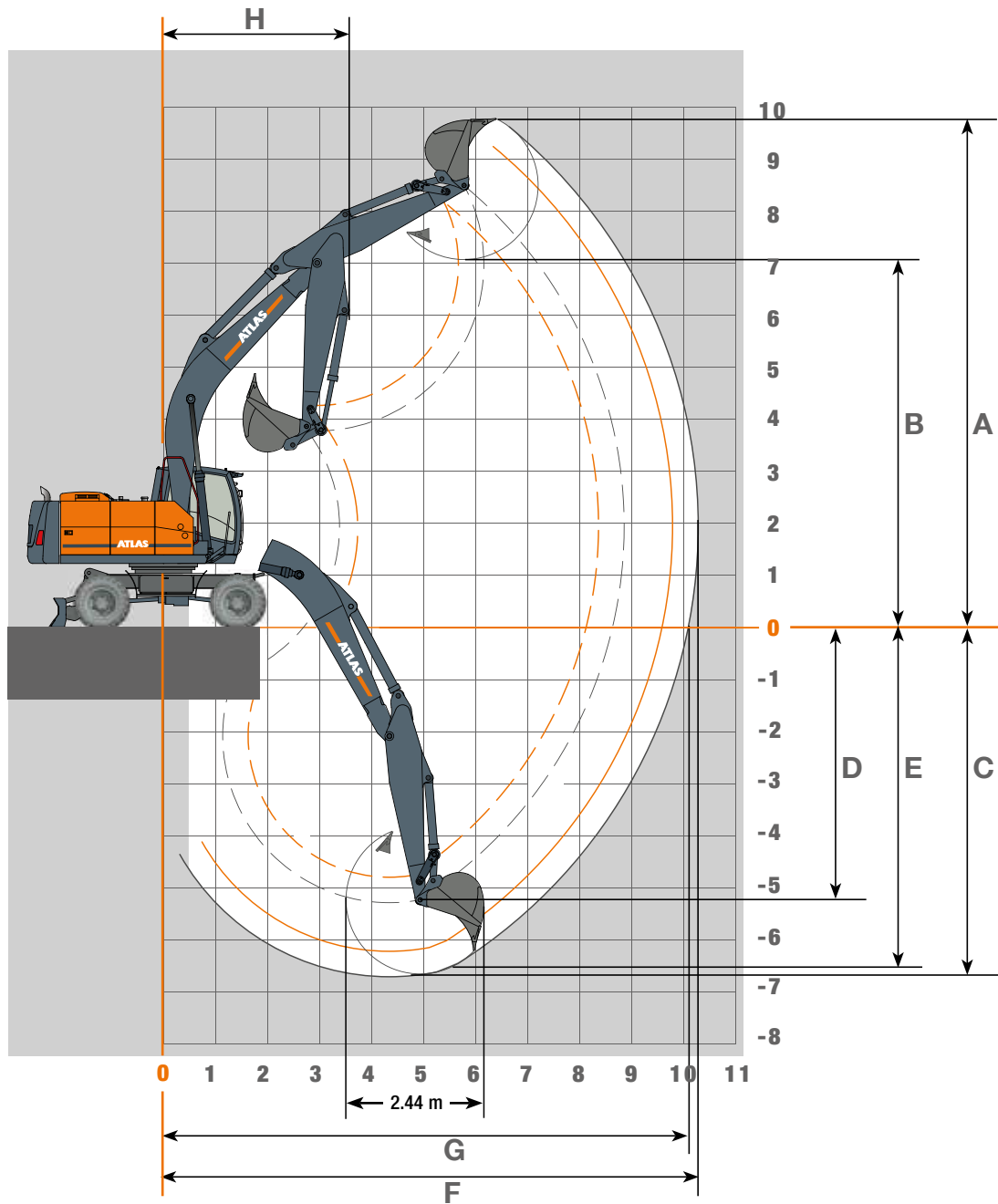
Engine:	Working equipment:	<ul style="list-style-type: none"> Alarm-signal while driving Head rest Proportional operating of supports by slide in joystick Electric cooling box
<ul style="list-style-type: none"> Refueling pump Engine speed adjustment via potentiometer Auxiliary heating Cold start assistance 	<ul style="list-style-type: none"> Automatically controlled and monitored electric central lubrication system <p>Cab:</p> <ul style="list-style-type: none"> Cab protection guard Beacon light Heated driver's seat Preparation for radio installation with mute function Cab elevation GPS/GSM telemetric system for monitoring of operating data, consumption, position LED working lights 	
Hydraulic system:	Undercarriage:	
<ul style="list-style-type: none"> Hydraulic kit, to operate front and rear supports separately Hydraulic kit, to operate supports per axle separately Biodegradable oil 	<ul style="list-style-type: none"> Wide axles (overall width 2750 mm) Wide dozer blade (2750 mm) High-speed version 	
	Further special equipment:	See price list

ATTACHMENTS (SELECTION)

	Bucket F415	Bucket F416	Bucket F417	Bucket F648
Capacity SAE	0.67 m ³	0.82 m ³	0.92 m ³	1.12 m ³
Cutting width	850 mm	1000 mm	1100 mm	1300 mm

WORKING RANGES 190W

Working ranges Monoblock boom 5.68 m (C21.3M)



STICK LENGTHS	2.70 m (D21.2)	3.20 m (D21.3)
A Max. digging height	9.54 m	9.77 m
B Max. dumping height	6.83 m	7.06 m
C Max digging depth	6.21 m	6.71 m
D Max. vertical wall digging depth	4.20 m	4.65 m
E Max. digging depth of cut for 2.44 m level	5.95 m	6.45 m
F Max. digging reach	9.77 m	10.27 m
G Max. digging reach at ground level	9.30 m	10.10 m
H Min. front swing radius	3.64 m	3.61 m
Max. bucket digging force	132 kN	132 kN
Max. stick digging force	92 kN	82 kN

Unit is equipped with monoblock boom 5.68 m (C21.3M).

LIFTING CAPACITIES 190W

Lifting capacities Monoblock boom 5.68 m (C21.3M)

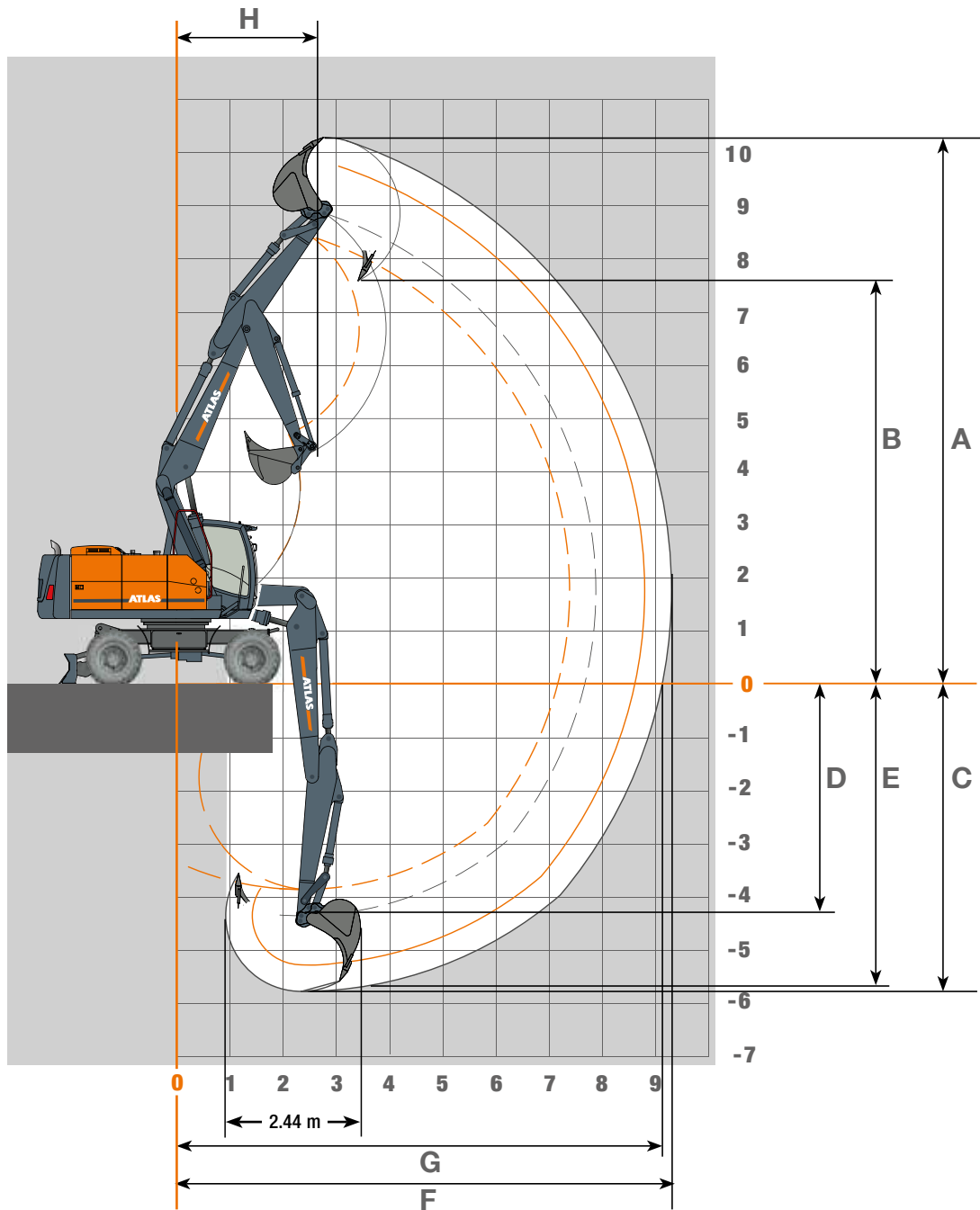
Lifting capacities Monoblock boom 5.68 m (C21.3M) and stick 2.70 m (D21.2). Max reach 9.77 m with optional 4.0 t weight														
Height	Undercarriage type		3.0 m	3.5 m	4.0 m	4.5 m	5.0 m	5.5 m	6.0 m	6.5 m	7.0 m	7.5 m	8.0 m	8.5 m
+7.5 m	FRONT	SDB rear, supported	0	0	0	0	0	0	6261	0	0	0	0	0
		SDB front, raised	0	0	0	0	0	0	0	*5310	0	0	0	0
		LATERAL	SDB supported	0	0	0	0	0	0	*3879	0	0	0	0
		SDB raised	0	0	0	0	0	0	*3509	0	0	0	0	0
+6.0 m	FRONT	SDB rear, supported	0	0	0	0	0	0	6544	6461	6428	0	0	0
		SDB front, raised	0	0	0	0	0	0	*5296	*4655	*4120	0	0	0
		LATERAL	SDB supported	0	0	0	0	0	0	*3867	*3401	*3005	0	0
		SDB raised	0	0	0	0	0	*3497	*3074	*2712	0	0	0	0
+ 4.5 m	FRONT	SDB rear, supported	0	0	0	8591	8010	7559	7204	6922	6701	*6091	5281	0
		SDB front, raised	0	0	0	*8018	*6788	*5855	*5122	*4530	*4040	*3625	*3260	0
		LATERAL	SDB supported	0	0	0	*5669	*4854	*4218	*3707	*3286	*2931	*2626	*2353
		SDB raised	0	0	0	*5088	*4366	*3799	*3340	*2960	*2639	*2361	*2111	0
+ 3.0 m	FRONT	SDB rear, supported	0	0	12433	10813	9671	8825	8177	*7513	*6665	*5971	*5390	0
		SDB front, raised	0	0	*8866	*7426	*6356	*5531	*4875	*4341	*3896	*3520	*3194	0
		LATERAL	SDB supported	0	0	*6010	*5142	*4464	*3921	*3478	*3109	*2796	*2527	*2291
		SDB raised	0	0	*5322	*4577	*3986	*3509	*3117	*2787	*2507	*2264	*2050	0
+ 1.5 m	FRONT	SDB rear, supported	0	0	8850	12558	11074	*9584	*8294	*7293	*6494	*5840	*5294	*4830
		SDB front, raised	0	0	*8242	*6943	*5980	*5235	*4641	*4155	*3750	*3406	*3110	*2852
		LATERAL	SDB supported	0	0	*5467	*4712	*4124	*3651	*3262	*2937	*2659	*2420	*2211
		SDB raised	0	0	*4798	*4160	*3656	*3246	*2905	*2618	*2372	*2159	*1972	*1805
+ 0 m	FRONT	SDB rear, supported	0	6362	10363	13109	*11053	*9361	*8108	*7142	*6374	*5747	*5232	0
		SDB front, raised	0	6362	*8045	*6721	*5774	*5055	*4488	*4028	*3646	*3325	*3056	0
		LATERAL	SDB supported	0	6362	*5295	*4515	*3938	*3486	*3121	*2818	*2562	*2344	*2160
		SDB raised	0	*5582	*4632	*3969	*3475	*3085	*2767	*2502	*2277	*2084	*1921	0
-1.5 m	FRONT	SDB rear, supported	9090	11748	14165	12676	*11014	*9312	*8062	*7106	*6354	*5751	0	0
		SDB front, raised	9090	*10128	*8080	*6716	*5744	*5016	*4450	*3997	*3629	*3328	0	0
		LATERAL	SDB supported	*8309	*6495	*5325	*4510	*3911	*3450	*3085	*2789	*2546	*2347	0
		SDB raised	*7164	*5652	*4661	*3965	*3448	*3049	*2732	*2474	*2261	*2087	0	0
-3.0 m	FRONT	SDB rear, supported	15366	13803	12447	11258	10206	9260	*8156	*7206	0	0	0	0
		SDB front, raised	*13783	*10325	*8231	*6834	*5839	*5098	*4527	*4082	0	0	0	0
		LATERAL	SDB supported	*8511	*6662	*5457	*4615	*3996	*3525	*3157	*2868	0	0	0
		SDB raised	*7356	*5811	*4789	*4066	*3532	*3122	*2802	*2551	0	0	0	0
- 4.5 m	FRONT	SDB rear, supported	0	9973	9051	8136	7163	0	0	0	0	0	0	0
		SDB front, raised	0	9973	*8542	*7109	*6100	0	0	0	0	0	0	0
		LATERAL	SDB supported	0	*6974	*5728	*4860	*4232	0	0	0	0	0	0
		SDB raised	0	*6110	*5049	*4304	*3761	0	0	0	0	0	0	

Lifting capacities Monoblock boom 5.68 m (C21.3M) and stick 3.20 m (D21.3). Max reach 10.27 m with optional 4.0 t weight															
Height	Undercarriage type		3.0 m	3.5 m	4.0 m	4.5 m	5.0 m	5.5 m	6.0 m	6.5 m	7.0 m	7.5 m	8.0 m	8.5 m	
+7.5 m	FRONT	SDB rear, supported	0	0	0	0	0	0	0	5237	0	0	0	0	
		SDB front, raised	0	0	0	0	0	0	0	0	*4776	0	0	0	
		LATERAL	SDB supported	0	0	0	0	0	0	0	0	*3512	0	0	0
		SDB raised	0	0	0	0	0	0	0	*3182	0	0	0	0	
+6.0 m	FRONT	SDB rear, supported	0	0	0	0	0	0	0	5981	5920	5245	0	0	
		SDB front, raised	0	0	0	0	0	0	0	0	*4763	*4223	*3764	0	
		LATERAL	SDB supported	0	0	0	0	0	0	0	*3500	*3101	*2756	0	0
		SDB raised	0	0	0	0	0	0	0	*3170	*2805	*2488	0	0	
+ 4.5 m	FRONT	SDB rear, supported	0	0	0	0	0	7011	6733	6507	6324	*6179	*5553	4146	
		SDB front, raised	0	0	0	0	0	0	*5982	*5228	*4620	*4119	*3697	*3335	*3012
		LATERAL	SDB supported	0	0	0	0	0	0	*4332	*3802	*3367	*3003	*2693	*2422
		SDB raised	0	0	0	0	0	*3910	*3433	*3040	*2709	*2426	*2179	*1954	
+ 3.0 m	FRONT	SDB rear, supported	0	13331	11363	10024	9057	8328	7762	7312	*6738	*6034	*5448	*4949	
		SDB front, raised	0	*11307	*9120	*7603	*6488	*5634	*4959	*4410	*3955	*3572	*3242	*2955	
		LATERAL	SDB supported	0	*7488	*6228	*5296	*4580	*4013	*3553	*3172	*2850	*2575	*2335	*2123
		SDB raised	0	*6601	*5531	*4726	*4099	*3599	*3189	*2848	*2559	*2310	*2093	*1900	
+ 1.5 m	FRONT	SDB rear, supported	0	0	12729	12028	10639	9588	*8359	*7348	*6540	*5880	*5329	*4862	
		SDB front, raised	0	0	*8365	*7037	*6055	*5296	*4691	*4197	*3786	*3437	*3138	*2877	
		LATERAL	SDB supported	0	0	*5570	*4793	*4189	*3704	*3306	*2974	*2691	*2448	*2236	*2049
		SDB raised	0	0	*4897	*4238	*3718	*3297	*2948	*2654	*2403	*2186	*1995	*1827	
+ 0 m	FRONT	SDB rear, supported	0	7288	11300	12975	*11073	*9382	*8128	*7160	*6389	*5760	*5237	*4797	
		SDB front, raised	0	7288	*8022	*6725	*5785	*5067	*4500	*4039	*3656	*3332	*3056	*2820	
		LATERAL	SDB supported	0	*6338	*5271	*4515	*3945	*3495	*3130	*2826	*2569	*2349	*2159	*1995
		SDB raised	0	*5500	*4608	*3969	*3481	*3093	*2775	*2509	*2283	*2089	*1920	*1774	
-1.5 m	FRONT	SDB rear, supported	0	11106	14522	12887	*10958	*9271	*8031	*7079	*6327	*5719	*5222	0	
		SDB front, raised	0	*9973	*7980	*6648	*5695	*4978	*4419	*3970	*3602	*3297	*3044	0	
		LATERAL	SDB supported	0	*6360	*5235	*4447	*3863	*3413	*3055	*2762	*2519	*2316	*2147	0
		SDB raised	0	*5521	*4573	*3902	*3402	*3013	*2702	*2447	*2234	*2056	*1908	0	
-3.0 m	FRONT	SDB rear, supported	14079	14806	13195	11847	10700	*9329	*8081	*7131	*6389	0	0	0	
		SDB front, raised	*13514	*10140	*8096	*6730	*5754	*5025	*4461	*4014	*3656	0	0	0	
		LATERAL	SDB supported	*8289	*6502	*5336	*4519	*3917	*3456	*3094	*2803	*2570	0	0	
		SDB raised	*7144	*5657	*4671	*3972	*3454	*3055	*2740	*2487	0	0	0		
- 4.5 m	FRONT	SDB rear, supported	12961	11623	10473	9448	8501	7573	6560	0	0	0	0	0	
		SDB front, raised	12961	*10466	*8359	*6952	*5954	*5213	*4659	0	0	0	0	0	
		LATERAL	SDB supported	*8632	*6777	*5566	*4718	*4098	*3629	*3276	0	0	0	0	
		SDB raised	*7469	*5921	*4892	*4165	*3630	*3223	*2918	0	0	0	0		

The specified max. loading capacities in kilograms (kg) include a stability of 25% or are calculated at 87% of the hydraulic lifting power, as per ISO10567. These values are applicable at the tip of the arm with optimum positioning of the corresponding arm system. Weights of attached load carrying accessories (grab, magnet, load hook, etc.) are not included with the load carrying values. *Value limited due to excavator stability.

WORKING RANGES 190W

Working ranges Adjustable boom: Base arm 1.95 m (C21.41) and boom 3.41 m (C21.46)



STICK LENGTHS	2.15 m (D21.23)	2.65 m (D21.33)
A Max. digging height	9.90 m	10.30 m
B Max. dumping height	7.20 m	7.60 m
C Max digging depth	5.30 m	5.80 m
D Max. vertical wall digging depth	3.88 m	4.38 m
E Max. digging depth of cut for 2.44 m level	5.20 m	5.70 m
F Max. digging reach	8.84 m	9.34 m
G Max. digging reach at ground level	8.65 m	9.15 m
H Min. front swing radius	2.75 m	2.73 m
Max. bucket digging force	125 kN	118 kN
Max. stick digging force	98 kN	84 kN

Unit is equipped with standard adjustable boom: base arm 1.95 m (C21.41) and boom 3.41 m (C21.46).

LIFTING CAPACITIES 190W

Lifting capacities Adjustable boom: Base arm 1.95 m (C21.41) and boom 3.41 m (C21.46)

Lifting capacities Adjustable boom: Base arm 1.95 m (C21.41) and boom 3.41 m (C21.46) with stick 2.15 m (D21.23). Max reach 8.84 m with optional 4.0 t weight

Height	Undercarriage type		3.0 m	3.5 m	4.0 m	4.5 m	5.0 m	5.5 m	6.0 m	6.5 m	7.0 m	7.5 m
+7.5 m	FRONT	SDB rear, supported	0	6703	6629	5824	0	0	0	0	0	0
		SDB front, raised	0	6703	6629	5824	0	0	0	0	0	0
	LATERAL	SDB supported	0	6703	6629	5824	0	0	0	0	0	0
		SDB raised	0	6703	*6624	*5416	0	0	0	0	0	0
+6.0 m	FRONT	SDB rear, supported	0	6550	6319	6136	6001	5924	5263	0	0	0
		SDB front, raised	0	6550	6319	6136	6001	5924	5263	0	0	0
	LATERAL	SDB supported	0	6550	6319	6136	*5292	*4521	*3827	0	0	0
		SDB raised	0	6550	6319	*5618	*4828	*4088	*3451	0	0	0
+ 4.5 m	FRONT	SDB rear, supported	9258	8216	7481	6939	6528	6212	5973	5808	0	0
		SDB front, raised	9258	8216	7481	6939	6528	*6055	*5356	*4672	0	0
	LATERAL	SDB supported	9258	8216	*7119	*6043	*5229	*4590	*3972	*3400	0	0
		SDB raised	9258	*7781	6468	*5510	*4779	*4204	*3594	*3067	0	0
+ 3.0 m	FRONT	SDB rear, supported	10126	10434	9557	8399	7577	6966	6499	6134	5852	0
		SDB front, raised	10126	10434	*9373	*7904	*6810	*5970	*5314	*4671	*4063	0
	LATERAL	SDB supported	10126	*8298	*6913	*5907	*5139	4549	*3966	*3402	*2936	0
		SDB raised	*9303	*7525	*6293	*5390	*4702	*4175	*3589	*3068	*2638	0
+ 1.5 m	FRONT	SDB rear, supported	12868	12161	11146	9637	8530	7691	7037	6513	6078	3698
		SDB front, raised	12868	*11388	*9271	7826	*6755	5951	*5263	*4554	*3978	*3507
	LATERAL	SDB supported	*10256	*8215	*6635	*5857	*5126	*4494	*3827	*3293	*2857	*2498
		SDB raised	*9191	*7422	*6219	*5345	4700	*4064	*3451	*2962	*2561	*2231
+ 0 m	FRONT	SDB rear, supported	15413	13336	11413	9975	8860	7970	7246	6654	6116	0
		SDB front, raised	14857	11497	*9364	*7912	*6898	*5836	*5019	*4370	*3854	0
	LATERAL	SDB supported	*10394	*8269	*6826	*5768	*4942	*4189	*3593	*3120	*2739	0
		SDB raised	*9124	*7337	*6098	*5175	*4444	*3764	*3223	*2793	*2445	0
-1.5 m	FRONT	SDB rear, supported	16266	13539	11591	10137	9036	8174	7270	6157	0	0
		SDB front, raised	15263	*11712	*9386	*7690	*6445	*5508	*4799	*4242	0	0
	LATERAL	SDB supported	*9816	*7790	*6426	*5346	*4516	*3876	*3386	*2998	0	0
		SDB raised	*8576	*6879	*5713	*4765	*4030	*3458	*3020	*2672	0	0
-3.0 m	FRONT	SDB rear, supported	16534	13567	11322	9442	7709	0	0	0	0	0
		SDB front, raised	14991	*11214	*8915	*7357	*6248	0	0	0	0	0
	LATERAL	SDB supported	*9429	*7369	*6016	*5049	*4338	0	0	0	0	0
		SDB raised	*8209	*6476	*5317	*4478	*3857	0	0	0	0	0

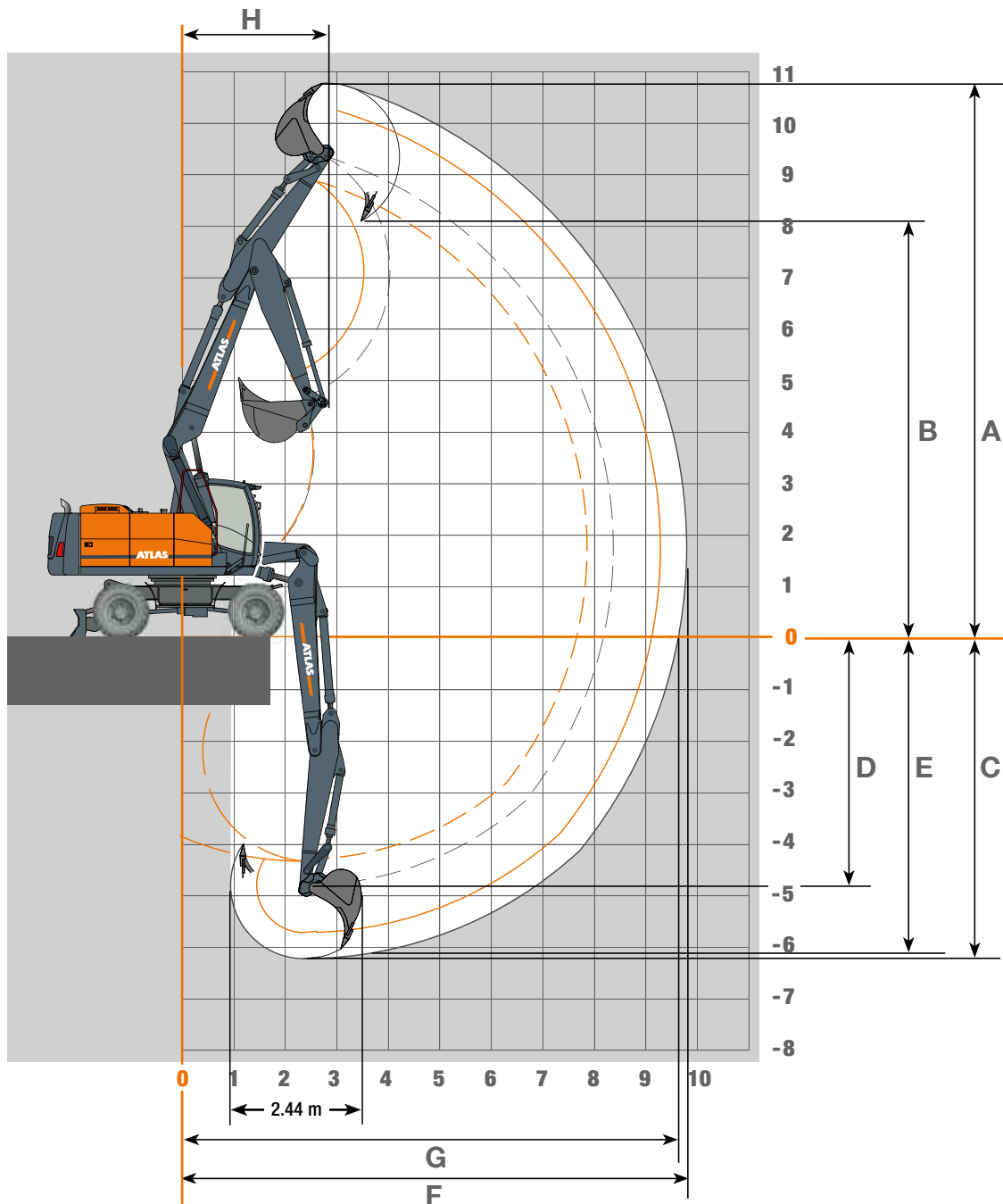
Lifting capacities Adjustable boom: Base arm 1.95 m (C21.41) and boom 3.41 m (C21.46) with stick 2.65 m (D21.33). Max reach 9.34 m with optional 4.0 t weight

Height	Undercarriage type		3.0 m	3.5 m	4.0 m	4.5 m	5.0 m	5.5 m	6.0 m	6.5 m	7.0 m	7.5 m
+9.0 m	FRONT	SDB rear, supported	0	0	0	0	0	0	0	0	0	0
		SDB front, raised	0	0	0	0	0	0	0	0	0	0
	LATERAL	SDB supported	0	0	0	0	0	0	0	0	0	0
		SDB raised	0	0	0	0	0	0	0	0	0	0
+7.5 m	FRONT	SDB rear, supported	0	0	5663	5689	5527	0	0	0	0	0
		SDB front, raised	0	0	5663	5689	5527	0	0	0	0	0
	LATERAL	SDB supported	0	0	5663	5689	*5268	0	0	0	0	0
		SDB raised	0	0	5663	*5676	*4765	0	0	0	0	0
+6.0 m	FRONT	SDB rear, supported	0	0	5563	5486	5418	5368	5351	4524	0	0
		SDB front, raised	0	0	5563	5486	5418	5368	5351	4524	0	0
	LATERAL	SDB supported	0	0	5563	5486	*5351	*4667	*4039	*3454	0	0
		SDB raised	0	0	5563	5486	*4892	*4268	*3659	*3119	0	0
+ 4.5 m	FRONT	SDB rear, supported	6857	7193	6702	6317	6012	5767	5572	5422	5323	0
		SDB front, raised	6857	7193	6702	6317	6012	5767	*5381	*4806	*4213	0
	LATERAL	SDB supported	6857	7193	6702	*6094	*5263	*4621	*4099	*3572	*3081	0
		SDB raised	6857	7193	*6543	*5556	*4813	*4232	*3758	*3237	*2782	0
+ 3.0 m	FRONT	SDB rear, supported	10216	10189	8787	7824	7123	6592	6179	5852	5591	5386
		SDB front, raised	10216	10189	8787	7824	*6833	*5976	*5306	*4769	*4209	*3689
	LATERAL	SDB supported	10216	*8366	*6949	*5921	*5148	*4547	*4060	*3562	*3080	*2675
		SDB raised	*9382	*7572	*6318	*5411	*4710	*4168	*3733	*3229	*2782	*2404
+ 1.5 m	FRONT	SDB rear, supported	12646	12137	10700	9272	8230	7441	6827	6336	5933	5591
		SDB front, raised	12646	11339	*9264	*7806	*6730	*5918	5280	*4704	*4107	*3616
	LATERAL	SDB supported	10234	*8189	*6811	*5833	*5089	*4515	*4007	*3444	*2987	*2604
		SDB raised	9180	*7405	6193	*5317	*4656	*4149	*3630	*3114	*2689	*2335
+ 0 m	FRONT	SDB rear, supported	14775	13151	11336	9908	8792	7906	7188	6593	6090	5628
		SDB front, raised	*14716	*11399	*9277	7830	6772	*6007	*5169	*4494	*3949	*3501
	LATERAL	SDB supported	10286	*8224	*6853	5878	*5064	*4381	*3750	*3244	*2832	*2494
		SDB raised	*9221	7433	6232	*5296	*4562	*3959	*3376	*2913	*2536	*2226
-1.5 m	FRONT	SDB rear, supported	16091	13395	11466	10021	8902	8017	7334	6657	5771	0
		SDB front, raised	*15024	*11674	*9494	*7887	*6611	*5635	*4880	*4287	*3822	0
	LATERAL	SDB supported	*9940	*7894	*6518	*5518	*4687	*4000	*3464	*3041	*2706	0
		SDB raised	*8693	*6977	*5800	*4931	*4196	*3578	*3096	*2714	*2413	0
-3.0 m	FRONT	SDB rear, supported	16757	13960	11886	10238	8817	7468	6023	0	0	0
		SDB front, raised	*15216	*11359	*8995	*7407	*6271	*5417	*4758	0	0	0
	LATERAL	SDB supported	*9605	*7488	*6083	*5091	*4357	*3791	*3346	0	0	0
		SDB raised	*8375	*6588	*5380	*4518	*3874	*3374	*2981	0	0	0

The specified max. loading capacities in kilograms (kg) include a stability of 25% or are calculated at 87% of the hydraulic lifting power, as per ISO10567. These values are applicable at the tip of the arm with optimum positioning of the corresponding arm system. Weights of attached load carrying accessories (grab, magnet, load hook, etc.) are not included with the load carrying values. *Value limited due to excavator stability.

WORKING RANGES 190W

Working ranges Adjustable boom: Base arm 1.95 m (C21.41) and boom 3.83 m (C21.461)





























STICK LENGTHS	2.15 m (D21.23)	2.65 m (D21.33)
A Max. digging height	10.36 m	10.78 m
B Max. dumping height	7.64 m	8.10 m
C Max digging depth	5.72 m	6.22 m
D Max. vertical wall digging depth	4.29 m	4.79 m
E Max. digging depth of cut for 2.44 m level	5.60 m	6.10 m
F Max. digging reach	9.29 m	9.79 m
G Max. digging reach at ground level	9.10 m	9.60 m
H Min. front swing radius	2.88 m	2.88 m
Max. bucket digging force	125 kN	118 kN
Max. stick digging force	98 kN	84 kN

Unit is equipped with standard adjustable boom: base arm 1.95 m (C21.41) and boom 3.83 m (C21.461).

LIFTING CAPACITIES 190W

Lifting capacities Adjustable boom: Base arm 1.95 m (C21.41) and boom 3.83 m (C21.461)

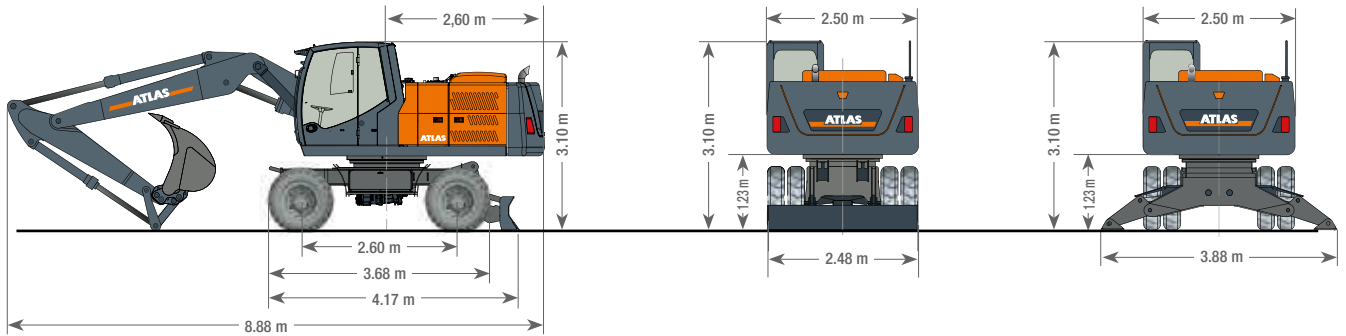
Lifting capacities Adjustable boom: Base arm 1.95 m (C21.41) and boom 3.83 m (C21.461) with stick 2.15 m (D21.23). Max reach 9.29 m with optional 4.0 t weight			3.0 m	3.5 m	4.0 m	4.5 m	5.0 m	5.5 m	6.0 m	6.5 m	7.0 m	7.5 m
Height	Undercarriage type											
+ 9.0 m	FRONT 	SDB rear, supported	0	0	0	0	0	0	0	0	0	0
		SDB front, raised	0	0	0	0	0	0	0	0	0	0
	LATERAL 	SDB supported	0	0	0	0	0	0	0	0	0	0
		SDB raised	0	0	0	0	0	0	0	0	0	0
+ 7.5 m	FRONT 	SDB rear, supported	0	0	6064	5992	6016	0	0	0	0	0
		SDB front, raised	0	0	6064	5992	6016	0	0	0	0	0
	LATERAL 	SDB supported	0	0	6064	5992	*5163	0	0	0	0	0
		SDB raised	0	0	6064	*5550	*4662	0	0	0	0	0
+ 6.0 m	FRONT 	SDB rear, supported	0	6594	6272	6017	5817	5668	5575	5582	0	0
		SDB front, raised	0	6594	6272	6017	5817	5668	*5371	*4682	0	0
	LATERAL 	SDB supported	0	6594	6272	6017	*5242	*4574	*3958	*3415	0	0
		SDB raised	0	6594	6272	*5536	*4777	*4168	*3583	*3083	0	0
+ 4.5 m	FRONT 	SDB rear, supported	8551	8745	7769	7079	6568	6178	5878	5650	5492	0
		SDB front, raised	8551	8745	7769	7079	6568	*6012	*5318	*4756	*4181	0
	LATERAL 	SDB supported	8551	*8427	*6986	*5931	*5142	*4521	*4020	*3507	*3053	0
		SDB raised	8551	*7619	*6329	*5400	*4687	4133	*3672	*3174	*2755	0
+ 3.0 m	FRONT 	SDB rear, supported	7846	8920	9361	8691	7735	7038	6508	6097	5772	5520
		SDB front, raised	7846	8920	*9283	*7824	*6739	*5911	*5253	*4729	*4181	*3689
	LATERAL 	SDB supported	7846	*8127	*6763	*5786	*5035	4456	*3989	*3503	*3054	*2677
		SDB raised	7846	*7332	6132	*5259	*4593	*4073	*3661	*3170	*2757	*2408
+ 1.5 m	FRONT 	SDB rear, supported	11312	11155	10760	9862	8678	7781	7085	6531	6080	5699
		SDB front, raised	11312	11155	*9213	*7753	6685	*5875	*5249	*4674	*4106	*3636
	LATERAL 	SDB supported	*10089	*8055	*6701	*5726	*5005	*4447	*3938	*3413	*2983	*2627
		SDB raised	*8993	*7242	6063	*5206	*4568	4074	*3563	*3081	*2686	*2359
+ 0 m	FRONT 	SDB rear, supported	14561	13111	11545	10079	8946	8043	7307	6697	6191	5722
		SDB front, raised	14561	*11456	9293	*7815	*6758	*5992	*5167	*4514	*3983	*3552
	LATERAL 	SDB supported	*10190	*8126	*6735	*5726	*4954	*4333	*3739	*3259	*2867	*2548
		SDB raised	*8937	*7206	*6015	*5137	*4458	*3907	*3368	*2931	*2573	*2282
- 1.5 m	FRONT 	SDB rear, supported	16455	13681	11698	10215	9069	8166	7484	6772	5827	0
		SDB front, raised	*15232	*11740	*9433	*7865	*6653	*5692	*4948	*4358	*3897	0
	LATERAL 	SDB supported	*9856	*7832	*6483	*5515	*4716	*4054	*3532	*3114	*2787	0
		SDB raised	*8621	*6924	*5772	*4933	*4227	*3635	*3166	*2789	*2494	0
- 3.0 m	FRONT 	SDB rear, supported	17119	14232	12103	10405	8929	7505	5940	0	0	0
		SDB front, raised	*15464	*11556	*9169	*7562	*6407	*5537	*4879	0	0	0
	LATERAL 	SDB supported	*9833	*7676	*6253	*5245	*4493	*3913	*3469	0	0	0
		SDB raised	*8598	*6775	*5550	*4672	*4011	*3497	*3104	0	0	0

Lifting capacities Adjustable boom: Base arm 1.95 m (C21.41) and boom 3.83 m (C21.461) with stick 2.65 m (D21.33). Max reach 9.79 m with optional 4.0 t weight			3.0 m	3.5 m	4.0 m	4.5 m	5.0 m	5.5 m	6.0 m	6.5 m	7.0 m	7.5 m	8.0 m
Height	Undercarriage type												
+ 7.5 m	FRONT 	SDB rear, supported	0	0	0	5262	5267	5316	3840	0	0	0	0
		SDB front, raised	0	0	0	5262	5267	5316	3840	0	0	0	0
	LATERAL 	SDB supported	0	0	0	5262	5267	*4573	3840	0	0	0	0
		SDB raised	0	0	0	5262	*4839	*4141	*3531	0	0	0	0
+ 6.0 m	FRONT 	SDB rear, supported	0	0	5553	5411	5289	5189	5115	5076	4897	0	0
		SDB front, raised	0	0	5553	5411	5289	5189	5115	*4811	*4234	0	0
	LATERAL 	SDB supported	0	0	5553	5411	5289	*4621	*4081	*3567	*3101	0	0
		SDB raised	0	0	5553	5411	*4833	*4225	*3723	*3232	*2802	0	0
+ 4.5 m	FRONT 	SDB rear, supported	8380	7671	6980	6465	6069	5757	5509	5313	5162	5061	0
		SDB front, raised	8380	7671	6980	6465	6069	5757	*5341	*4775	*4302	*3802	0
	LATERAL 	SDB supported	8380	7671	6980	*5986	*5178	*4545	*4040	*3621	*3180	*2784	0
		SDB raised	8380	7671	*6405	*5446	*4720	*4152	*3694	*3308	*2880	*2513	0
+ 3.0 m	FRONT 	SDB rear, supported	8156	9147	9267	8109	7286	6674	6202	5830	5533	5294	5106
		SDB front, raised	8156	9147	9267	*7849	*6753	5918	*5253	*4716	*4281	*3799	*3374
	LATERAL 	SDB supported	8156	*8172	6798	*5801	*5045	*4456	*3979	*3594	*3173	*2783	*2452
		SDB raised	8156	*7377	*6160	*5277	*4599	*4073	*3642	*3301	*2874	*2513	*2205
+ 1.5 m	FRONT 	SDB rear, supported	11172	11127	10764	9520	8391	7540	6880	6355	5929	5575	5271
		SDB front, raised	11172	11127	*9176	*7732	*6660	5849	*5211	*4704	*4216	*3732	*3326
	LATERAL 	SDB supported	10034	*8030	*6674	*5703	*4980	*4412	*3963	*3543	*3093	*2720	*2405
		SDB raised	*8962	*7222	*6050	*5187	*4540	*4034	3636	*3213	*2795	*2450	*2159
+ 0 m	FRONT 	SDB rear, supported	13771	12732	11446	10013	8885	7981	7248	6644	6134	5699	5298
		SDB front, raised	13771	*11347	*9216	7747	*6689	*5887	*5297	*4624	*4075	*3624	*3251
	LATERAL 	SDB supported	*10121	*8059	6704	*5735	*5018	*4396	*3881	*3373	*2958	*2614	*2334
		SDB raised	*9030	*7261	*6069	*5210	*4520	*3968	*3507	*3042	*2662	*2347	*2089
- 1.5 m	FRONT 	SDB rear, supported	16199	13540	11580	10112	8974	8068	7335	6746	6222	5461	0
		SDB front, raised	15035	*11585	*9421	*7904	*6757	*5817	*5042	*4432	*3931	*3537	0
	LATERAL 	SDB supported	*9909	*7877	*6521	*5547	*4808	*4177	*3622	*3181	*2816	*2532	0
		SDB raised	*8669	*6966	*5808	*4963	*4316	*3754	*3253	*2854	*2523	*2265	0
- 3.0 m	FRONT 	SDB rear, supported	16658	13877	11913	10487	9290	8206	7125	5915	0	0	0
		SDB front, raised	*15379	*11639	*9305	*7650	*6450	*5567	*4880	*4333	0	0	0
	LATERAL 	SDB supported	*9760	*7742	*6368	*5320	*4530	*3938	*3468	*3089	0	0	0
		SDB raised	*8528	*6837	*5660	*4744	*4046	*3521	*3102	*2763	0	0	0
- 4.5 m	FRONT 	APS hinten abgeseht	14859	11999	9732	0	0	0	0	0	0	0	0
		APS vor angehoben	14859	*11429	*9099	0	0	0	0	0	0	0	0
	LATERAL 	APS abgeseht	*9652	*7565	*6189	0	0	0	0	0	0	0	0
		APS angehoben	*8426	*6668	*5487	0	0	0	0	0	0	0	0

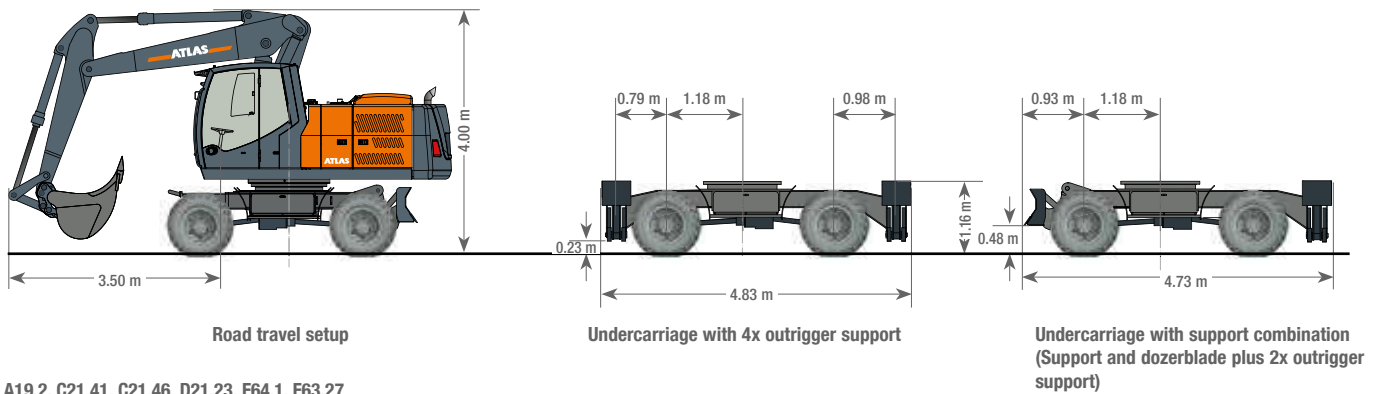
The specified max. loading capacities in kilograms (kg) include a stability of 25% or are calculated at 87% of the hydraulic lifting power, as per ISO10567. These values are applicable at the tip of the arm with optimum positioning of the corresponding arm system. Weights of attached load carrying accessories (grab, magnet, load hook, etc.) are not included with the load carrying values. *Value limited due to excavator stability.

DIMENSIONS 190W

Dimensions



A19.2, C21.41, C21.46, D21.23, F64.1, F63.23



A19.2, C21.41, C21.46, D21.23, F64.1, F63.27

GANDERKESEE FACTORY

Atlas GmbH
Atlasstraße 6
D-27777 Ganderkesee,
Germany

Tel.: +49 (0) 4222 954 0
Fax: +49 (0) 4222 954 220
E-mail: info@atlasgmbh.com
www.atlasgmbh.com



VECHTA FACTORY

Atlas GmbH
Theodor-Heuss-Str. 3
D-49377 Vechta
Germany

T: +49 (0) 4441 954 0
F: +49 (0) 4441 954 299
E-mail: info@atlasgmbh.com
www.atlasgmbh.com



DELMENHORST FACTORY

Atlas GmbH
Stedinger Straße 324
D-27751 Delmenhorst
Germany

T: +49 (0) 4221 49 10
F: +49 (0) 4221 49 14 43
E-mail: info@atlasgmbh.com
www.atlasgmbh.com

ATLAS CRANES UK LTD NATIONAL SALES & SERVICE FACILITY

Wharfedale Road,
Euroway Trading Est.
Bradford, England BD4 6SL
United Kingdom

T: +44 8444 99 66 88
F: +44 1274 65 37 85
E-mail: atlasuk@atlasgmbh.com
www.atlas-cranes.co.uk
www.atlasgmbh.com



SINCE 1919
ATLAS



www.atlasgmbh.com

ATLAS GmbH
EXCAVATORS
Atlasstraße 6
D-27777 Ganderkesee, Germany
T: +49 (0) 4222 954 0
Fax: +49 (0) 4222 954 220
info@atlasgmbh.com