




100
ATLAS 1919 - 2019

ATLAS
SINCE 1919

**STABLE.
STRONG.
STEADY.**

-  17.5 - 21.0 t
-  115 kW (157 HP)
-  0.82 - 1.12 m³



WHEELED EXCAVATOR 180Wsr

WWW.ATLASGMBH.COM

TECHNICAL SPECIFICATION 180Wsr

Specification

ENGINE

Power rating acc. to ISO 9249 115 kW (157 HP)	Number of cylinders 4	Generator 24 V / 100 Ah
RPM 1800/min	Bore / cylinder stroke 101 / 126	Starter 24 V / 4 kW
Make / model Deutz TCD 4.1 (Tier 4F)	Cooling system Water-cooled	
Design Turbocharger / charge-air cooling	Air filter Dry air filter	
Displacement 4040 cm ³	Battery 2 x 12 V / 100 Ah	

HYDRAULIC SYSTEM

• AWE 4 System	• Suction valves for all work functions	• Hydraulic system 1 x Axial piston pump
• Load limit controlled high-performance pump	• Load-retaining and fine lowering valves in lifting circuit	• Main pump HPR 210
• Fuel-efficient flow-on-demand control	• Restrictors in the lift and articulating circuits	• Max. oil flow 380 l/min
• Sensitive, proportional, independent control	• Primary and secondary overload protection	• Max. operating pressure 340 bar

SWING ASSEMBLY

• Swing motor:	Axial piston motor with priority valve	• Max. swing speed 9/min
• Swing gear:	Planetary transmission	• Swing torque 45 kNm
• Swing brake:	Automatically controlled multi-disc brake	

TRACTION DRIVE AND BRAKES

• Variable displacement motor	• Travel controls via foot pedal valve:	• All-wheel drive
• Planetary drives in all four wheel hubs	• Max. speed 20 km/h	• Dual-circuit brake system Multi-disc
• Double-acting brake valve	• Off-road speed 5 km/h	• Parking brake Multi-disc
• Travel direction pre-selection via switch on the joystick	• Crawling speed 3 km/h	

UNDERCARRIAGE

• Steering axle with automatic oscillating axle locking	• 8 tires (twins) 10.00 - 20	• Turning radius 7.5 m
	• 4 tires (optional) 700/45 22.5	

FILL CAPACITIES

• Fuel tank 230 litres	• Engine oil 13 litres	• Hydraulic tank 300 litres
		• AdBlue® tank 20 liters

DRIVER'S CAB

• Elastically mounted	DRIVER'S SEAT:	• Type Atlas Comfort Cab 935
• Panorama glazing with heat-absorbing glass	• Air-cushioned comfort seat (optional seat heating)	• Overall length 1760 mm
• The interior is glare-free	• Arm rests and lumbar support	• Width 935 mm
• Front window slidable under cab roof	• Seat adjustable separately from console	
	CONTROL:	SOUND LEVELS:
	• Ergonomic joysticks	• ISO 6396 (L _p A) in driver's cab 70 dB(A)
	• Slim steering column, height and tilt adjustable	• 2000/14 EG (L _w A) ambience level 97 dB(A)

WORKING EQUIPMENT 180Wsr

Working equipment

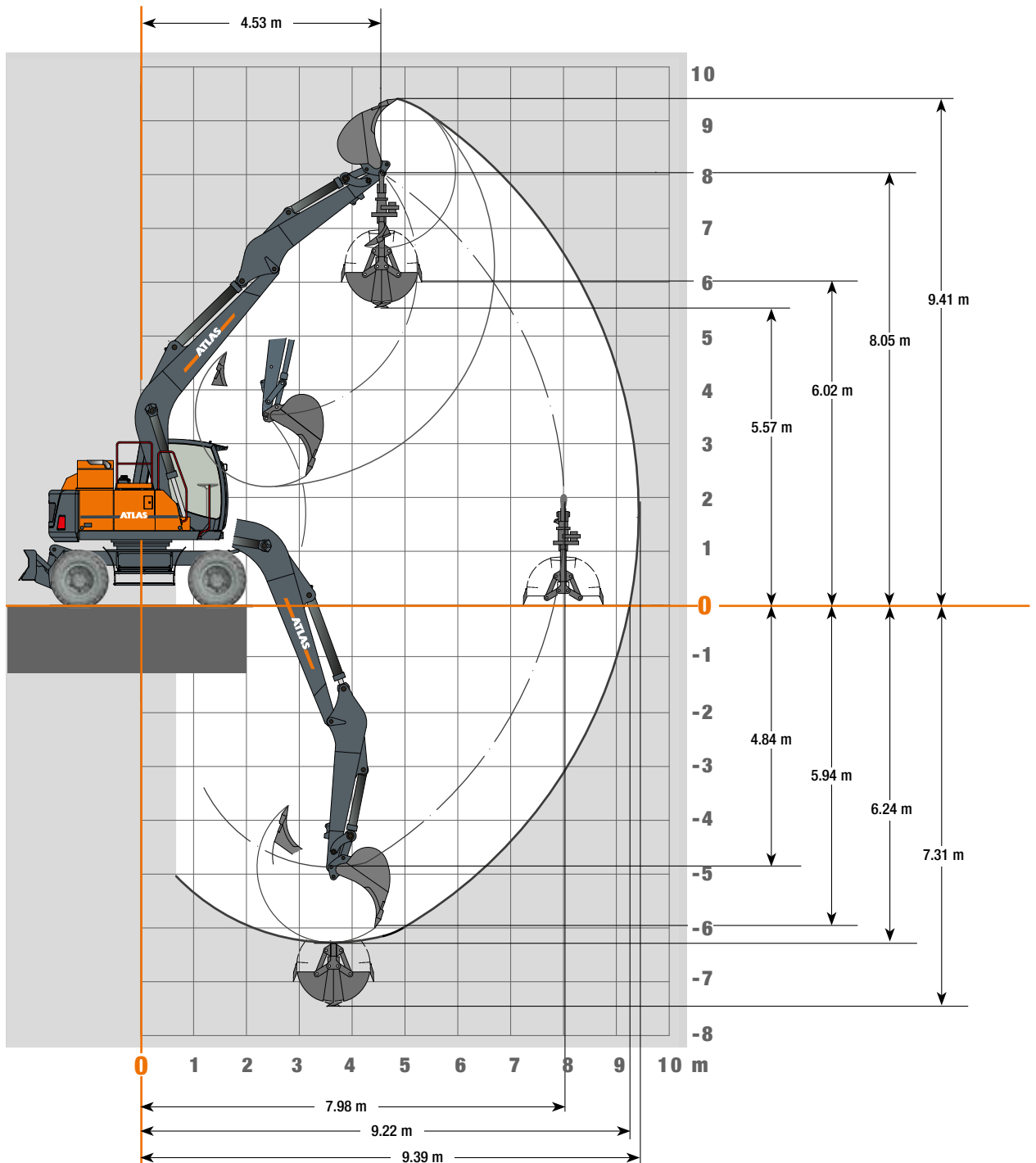
EQUIPMENT		
BASIC UNIT ATLAS 180Wsr (can be combined)		
<ul style="list-style-type: none"> Wheel Excavator 180Wsr with support/dozer blade (SDB), tailswing 1750 mm (4.5 t) 	STANDARD EQUIPMENT:	
	Hydraulic system:	<ul style="list-style-type: none"> Traveling per foot pedal
BOOMS:	<ul style="list-style-type: none"> Grab / grab rotating function 	<ul style="list-style-type: none"> Comfort seat with arm rests and orthopedic lumbar support
<ul style="list-style-type: none"> Base arm with 2 lifting cylinders and internal articulating cylinder (C66.41) 	<ul style="list-style-type: none"> Accumulator for emergency lowering of boom system 	
<ul style="list-style-type: none"> Intermediate boom with stick cylinder, for base arm C66.41, working length 3300 mm (C66.46) 	<ul style="list-style-type: none"> Pipe-break protection valves for articulated and lifting cylinders 	EQUIPMENT:
<ul style="list-style-type: none"> Standard monoblock boom with two lifting cylinders and one stick cylinder, working length 4950 mm (C66.3M) 	Cab:	<ul style="list-style-type: none"> Sealed pivot points in the case section of the boom
	<ul style="list-style-type: none"> Air-conditioning 	<ul style="list-style-type: none"> Grab storage during road travel
STICKS:	<ul style="list-style-type: none"> Preparation for radio installation 	<ul style="list-style-type: none"> Central lubrication
<ul style="list-style-type: none"> Stick, working length 2200 mm (D63.2A) 	<ul style="list-style-type: none"> Slim steering column, height and tilt adjustable 	
<ul style="list-style-type: none"> Stick, working length 2700 mm (D63.3A) 	<ul style="list-style-type: none"> Fuel gauge 	UNDERCARRIAGE:
	<ul style="list-style-type: none"> Battery disconnect relay 	<ul style="list-style-type: none"> Wheels with intermediate rings
BUCKET TIPPING CYLINDER:	<ul style="list-style-type: none"> Windshield washer system 	<ul style="list-style-type: none"> Infinitely adjustable support/dozer blade, with parallel guidance
<ul style="list-style-type: none"> Bucket tipping cylinder with bucket linkage (F66.1) 	<ul style="list-style-type: none"> Sliding window in cab door 	<ul style="list-style-type: none"> Toolbox in undercarriage (1x)
	<ul style="list-style-type: none"> Storage box 	

SPECIAL EQUIPMENT	
Booms:	<ul style="list-style-type: none"> Radio, front AUX in, USB, Bluetooth
<ul style="list-style-type: none"> Additional hydraulic unit for variable boom cylinder (B66.39) 	<ul style="list-style-type: none"> LED working lights
Uppercarriage:	Undercarriage:
<ul style="list-style-type: none"> Heavy counterweight, tailswing 1950 mm (B67.20) (4.5 t) 	<ul style="list-style-type: none"> Wide axles, overall width 2750 mm (B655)
	<ul style="list-style-type: none"> Wide dozer blade, overall width 2750 mm (B656)
Cab:	
<ul style="list-style-type: none"> Beacon light 	
<ul style="list-style-type: none"> Heated driver's seat 	

ATTACHMENTS (SELECTION)			
	Bucket	Bucket	Bucket
	F416	F417	F648
Capacity SAE	0.82 m ³	0.92 m ³	1.12 m ³
Cutting width	1000 mm	1100 mm	1300 mm
Max. reach support/dozer blade	6.5 m	7.0 m	5.0 m

















WORKING RANGES 180Wsr

















Working ranges Monoblock boom (C66.3M) with stick 2.70 m (D63.3A)



LIFTING CAPACITIES 180Wsr

Lifting capacities Monoblock boom (C66.3M)

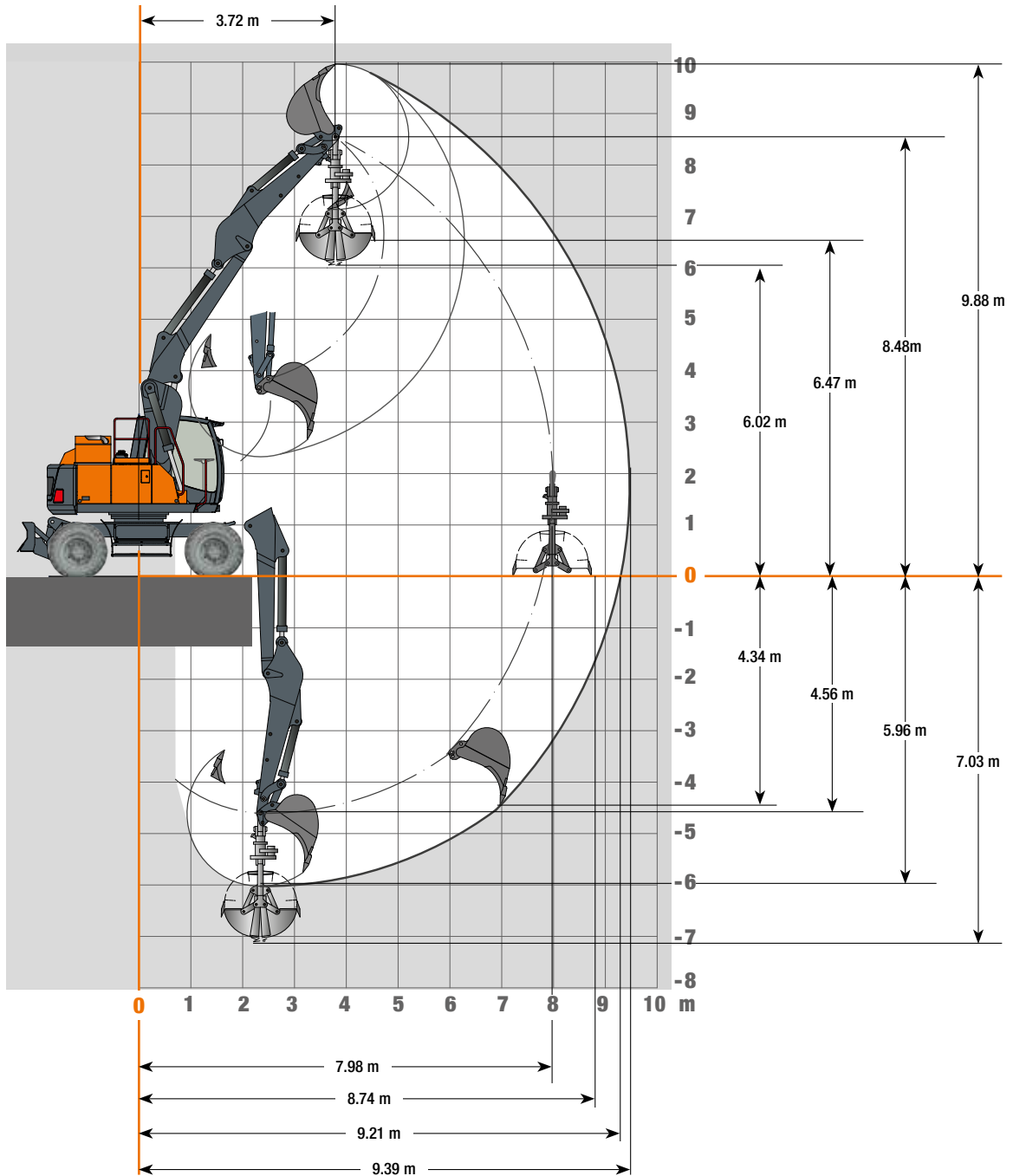
Lifting capacities Monoblock boom (C66.3M) and stick 2.20 m (D63.2A). Tailswing 1750 mm (4.5 t)													
Height	Undercarriage type		2.5 m	3.0 m	3.5 m	4.0 m	4.5 m	5.0 m	5.5 m	6.0 m	6.5 m	7.0 m	7.5 m
+ 7.5 m	FRONT 	SDB rear, supported SDB front, raised					3851 3851						
	LATERAL 	SDB supported SDB raised					3851 3495*						
+ 6.0 m	FRONT 	SDB rear, supported SDB front, raised						3593 3593	3688 3688	3831 3793*			
	LATERAL 	SDB supported SDB raised						3446* 3055*	3001* 2658*	2626* 2322*			
+ 4.5 m	FRONT 	SDB rear, supported SDB front, raised					4032 4032	3952 3952	3893 3893	3859 3777*	3859 3364*	2104 2104	
	LATERAL 	SDB supported SDB raised					3889* 3437*	3370* 2980*	2954* 2612*	2612* 2307*	2323* 2048*	2063* 1814*	
+ 3.0 m	FRONT 	SDB rear, supported SDB front, raised	8791 8791	7173 7173	6194 6194	5540 5540	5077 5077	4737 4724*	4480 4150*	4285 3686*	4139 3302*	4042 2977*	
	LATERAL 	SDB supported SDB raised	7746* 6651*	6154* 5341*	5068* 4426*	4280* 3753*	3684* 3238*	3216* 2830*	2839* 2499*	2527* 2224*	2265* 1992*	2039* 1790*	
+ 1.5 m	FRONT 	SDB rear, supported SDB front, raised		9880 9002*	8173 7276*	7024 6084*	6211 5209*	5613 4539*	5159 4009*	4807 3578*	4530 3221*	4309 2919*	2549 2549
	LATERAL 	SDB supported SDB raised		5604* 4815*	4675* 4047*	3990* 3472*	3464* 3024*	3047* 2666*	2708* 2371*	2427* 2126*	2189* 1917*	1984* 1737*	1805* 1578*
+ 0 m	FRONT 	SDB rear, supported SDB front, raised	7169 7169	10759 8760*	9112 7047*	7878 5888*	6942 5047*	6219 4407*	5649 3903*	5190 3494*	4810 3156*	4480 2873*	
	LATERAL 	SDB supported SDB raised	6818* 5773*	5400* 4619*	4476* 3856*	3816* 3303*	3318* 2882*	2926* 2547*	2610* 2275*	2348* 2049*	2128* 1858*	1942* 1695*	
- 1.5 m	FRONT 	SDB rear, supported SDB front, raised	12061 11659*	10497 8768*	9082 7014*	7965 5838*	7071 4994*	6343 4359*	5739 3864*	5220 3469*	4741 3149*		
	LATERAL 	SDB supported SDB raised	6875* 5827*	5406* 4625*	4447* 3828*	3771* 3260*	3270* 2835*	2883* 2505*	2575* 2241*	2325* 2026*	2122* 1851*		
- 3.0 m	FRONT 	SDB rear, supported SDB front, raised	10801 10801	9352 8894*	8203 7107*	7260 5910*	6462 5054*	5758 4416*	5085 3927*				
	LATERAL 	SDB supported SDB raised	7017* 5962*	5513* 4727*	4527* 3906*	3835* 3322*	3324* 2888*	2935* 2556*	2633* 2298*				

Lifting capacities Monoblock boom (C66.3M) and stick 2.70 m (D63.3A). Tailswing 1950 mm (4.5 t), wide axle 2750 mm												
Height	Undercarriage type		3.0 m	3.5 m	4.0 m	4.5 m	5.0 m	5.5 m	6.0 m	6.5 m	7.0 m	7.5 m
+ 7.5 m	FRONT 	SDB rear, supported SDB front, raised				4384 4384						
	LATERAL 	SDB supported SDB raised				4384 4037*						
+ 6.0 m	FRONT 	SDB rear, supported SDB front, raised					4094 4094	4158 4158	4303 4281*			
	LATERAL 	SDB supported SDB raised					3960* 3508*	3415* 3026*	2964* 2623*			
+ 4.5 m	FRONT 	SDB rear, supported SDB front, raised			5035 5035	4768 4768	4570 4570	4425 4425	4328 4263*	4282 3769*		
	LATERAL 	SDB supported SDB raised			4725* 3977*	4252* 3715*	3811* 3411*	3354* 2967*	2947* 2607*	2609* 2306*		
+ 3.0 m	FRONT 	SDB rear, supported SDB front, raised		8347 8347	7007 7007	6161 6161	5580 5424*	5162 4713*	4853 4151*	4625 3695*	4466 3314*	
	LATERAL 	SDB supported SDB raised		6003* 5199*	4988* 4352*	4238* 3715*	3665* 3221*	3212* 2827*	2844* 2506*	2539* 2238*	2280* 2008*	
+ 1.5 m	FRONT 	SDB rear, supported SDB front, raised			8762 7234*	7496 6067*	6602 5208*	5947 4550*	5451 4027*	5069 3602*	4769 3249*	3853 2948*
	LATERAL 	SDB supported SDB raised			4646* 4023*	3982* 3466*	3470* 3031*	3062* 2682*	2730* 2394*	2453* 2153*	2219* 1948*	2016* 1769*
+ 0 m	FRONT 	SDB rear, supported SDB front, raised		10060 8830*	9291 7086*	8083 5923*	7143 5083*	6405 4445*	5817 3943*	5336 3537*	4924 3203*	
	LATERAL 	SDB supported SDB raised		5469* 4688*	4517* 3898*	3854* 3342*	3356* 2920*	2966* 2588*	2652* 2318*	2393* 2094*	2176* 1906*	
- 1.5 m	FRONT 	SDB rear, supported SDB front, raised			11712 8892*	8949 7111*	7912 5921*	7054 5070*	6337 4431*	5719 3936*	5145 3546*	
	LATERAL 	SDB supported SDB raised		7030* 5977*	5521* 4738*	4540* 3920*	3852* 3341*	3344* 2909*	2954* 2576*	2646* 2312*	2401* 2102*	
- 3.0 m	FRONT 	SDB rear, supported SDB front, raised		9898 9898	8709 8709	7713 7235*	6851 6025*	6069 5165*	5279 4532*			
	LATERAL 	SDB supported SDB raised		7187* 6126*	5651* 4863*	4648* 4024*	3945* 3430*	3430* 2993*	3046* 2666*			

The specified max. loading capacities in kilogrammes (kg) include a stability of 25% or are calculated at 87% of the hydraulic lifting power, as per ISO10567. These values are applicable at the tip of the arm with optimum positioning of the corresponding arm system. Weights of attached load carrying accessories (grab, magnet, load hook, etc.) are not included with the load carrying values. *Value limited due to excavator stability.

















WORKING RANGES 180Wsr

















Working ranges Adjustable boom (C66.41/C66.46) with stick 2.70 m (D63.3A)



LIFTING CAPACITIES 180Wsr

Lifting capacities Adjustable boom (C66.41/C66.46)

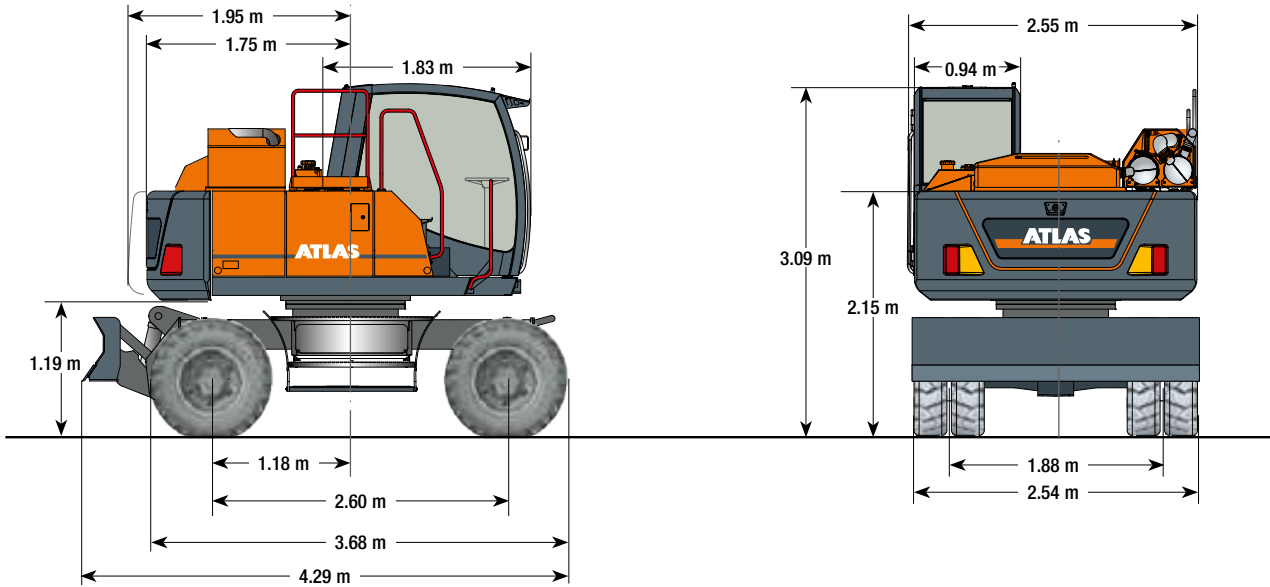
Lifting capacities Adjustable boom (C66.41/C66.46) with stick 2.20 m (D63.2A). Tailswing 1750 mm (4,5 t)													
Height	Undercarriage type		2.5 m	3.0 m	3.5 m	4.0 m	4.5 m	5.0 m	5.5 m	6.0 m	6.5 m	7.0 m	7.5 m
+ 7.5 m	FRONT 	SDB rear, supported				4407	4475						
		SDB front, raised				4407	4475						
	LATERAL 	SDB supported				4407	4475						
		SDB raised				4407	4278*						
+ 6.0 m	FRONT 	SDB rear, supported					4138	4102	4088	4127			
		SDB front, raised					4138	4102	4088	3876*			
	LATERAL 	SDB supported					4138	4102	3669*	3152*			
		SDB raised					4138	3762*	3262*	2787*			
+ 4.5 m	FRONT 	SDB rear, supported			5075	4798	4573	4390	4242	4126	4045		
		SDB front, raised			5075	4798	4573	4390	4242	3894*	3453*		
	LATERAL 	SDB supported			5075	4798	4573	4134*	3650*	3247*	2809*		
		SDB raised			5075	4798	4252*	3713*	3280*	2881*	2482*		
+ 3.0 m	FRONT 	SDB rear, supported	9443	7766	6704	5970	5433	5025	4706	4451	4246	4080	
		SDB front, raised	9443	7766	6704	5970	5433	4858*	4298	3851*	3452*	3025*	
	LATERAL 	SDB supported	9443	7699*	6322*	5350*	4619*	4046	3596*	3235*	2809*	2448*	
		SDB raised	8581*	6821*	5642*	4788*	4139*	3638	3280*	2876*	2483*	2152*	
+ 1.5 m	FRONT 	SDB rear, supported	10538	9856	8245	7123	6305	5688	5206	4821	4503	4230	2808
		SDB front, raised	10538	9248*	7527	6337*	5460	4784*	4259*	3847	3374*	2970*	2632*
	LATERAL 	SDB supported	9513*	7494*	6179*	5237*	4540*	4000*	3581*	3147*	2736*	2393*	2107*
		SDB raised	8342*	6638*	5505	4684*	4074*	3600*	3226*	2786*	2410*	2099*	1839*
+ 0 m	FRONT 	SDB rear, supported	12074	10266	8749	7617	6736	6038	5474	5005	4612	4273	
		SDB front, raised	11982*	9265	7535	6340*	5471	4822*	4261*	3700*	3249*	2880*	
	LATERAL 	SDB supported	9569*	7518*	6190*	5257	4553*	3957*	3453*	2987*	2613*	2305*	
		SDB raised	8388*	6658*	5512*	4656*	4005*	3487*	3044*	2625*	2289*	2012*	
- 1.5 m	FRONT 	SDB rear, supported	12593	10407	8859	7708	6822	6125	5601	5080	4407		
		SDB front, raised	12231*	9481*	7666*	6379*	5441*	4664*	4034*	3538*	3148*		
	LATERAL 	SDB supported	9411*	7338*	5994*	5047*	4339*	3730*	3226*	2827*	2513*		
		SDB raised	7985*	6310*	5199*	4401*	3797*	3266*	2822*	2468*	2191*		
- 3.0 m	FRONT 	SDB rear, supported	13088	10879	9240	7927	6800	5739	4599				
		SDB front, raised	12458*	9416*	7481*	6154*	5199*	4486*	3940*				
	LATERAL 	SDB supported	9268*	7212*	5823*	4836*	4111*	3561*	3137*				
		SDB raised	7851*	6191*	5035*	4198*	3576*	3102*	2735*				

Lifting capacities Adjustable boom (C66.41/C66.46) with stick 2.70 m (D63.3A). Tailswing 1950 mm, (4,5 t), wide axle 2750 mm												
Height	Undercarriage type		3.0 m	3.5 m	4.0 m	4.5 m	5.0 m	5.5 m	6.0 m	6.5 m	7.0 m	7.5 m
+ 7.5 m	FRONT 	SDB rear, supported			5237	4907						
		SDB front, raised			5237	4907						
	LATERAL 	SDB supported			5237	4587*						
		SDB raised			4977*	4037*						
+ 6.0 m	FRONT 	SDB rear, supported				4763	4660	4599	4629			
		SDB front, raised				4763	4660	4599	4265*			
	LATERAL 	SDB supported				4734*	4049	3446*	2911*			
		SDB raised				4221*	3608*	3044*	2560*			
+ 4.5 m	FRONT 	SDB rear, supported		6299	5757	5352	5041	4799	4614	4482		
		SDB front, raised		6299	5757	5352	5041	4799	4300*	3780*		
	LATERAL 	SDB supported		6299	5479*	4633*	3998*	3500*	3025*	2584*		
		SDB raised		5904*	4879*	4139*	3571*	3125*	2671*	2271*		
+ 3.0 m	FRONT 	SDB rear, supported	9351	8727	7379	6487	5852	5378	5014	4727	4501	
		SDB front, raised	9351	8727	7379	6360*	5468*	4789*	4250*	3780*	3291*	
	LATERAL 	SDB supported	7977*	6381	5291*	4509*	3917*	3455	3021*	2586*	2226*	
		SDB raised	7028*	5656*	4717*	4027*	3500*	3092*	2668*	2273*	1946*	
+ 1.5 m	FRONT 	SDB rear, supported	10732	9903	8659	7470	6598	5939	5425	5011	4665	4073
		SDB front, raised	10732	9136*	7445*	6265*	5407*	4757	4264*	3693*	3228*	2845*
	LATERAL 	SDB supported	7838*	6270*	5206*	4455*	3890*	3398*	2916*	2503*	2168*	1889*
		SDB raised	6896*	5551	4643*	3976*	3465*	2997*	2565*	2191*	1888*	1636*
+ 0 m	FRONT 	SDB rear, supported	12493	10412	8869	7725	6842	6141	5572	5109	4701	
		SDB front, raised	11950*	9230*	7508*	6326	5492	4742*	4077*	3551*	3131*	
	LATERAL 	SDB supported	7642*	6094*	5043*	4276*	3685*	3195*	2737*	2370*	2076*	
		SDB raised	6530*	5265*	4387*	3736*	3227*	2799*	2390*	2062*	1798*	
- 1.5 m	FRONT 	SDB rear, supported	12808	10592	9025	7865	7003	6324	5617	4751		
		SDB front, raised	12272*	9314*	7479*	6230*	5244*	4482*	3901*	3451*		
	LATERAL 	SDB supported	7304*	5799*	4795*	4072*	3454*	2957*	2574*	2278*		
		SDB raised	6210*	4983*	4148*	3538*	3002*	2567*	2231*	1971*		
- 3.0 m	FRONT 	SDB rear, supported	13053	10640	8826	7332	5944	4460				
		SDB front, raised	12262*	9171*	7283*	6012*	5097*	4421*				
	LATERAL 	SDB supported	7275*	5678*	4624*	3878*	3320*	2901*				
		SDB raised	6182*	4867*	3983*	3350*	2872*	2512*				

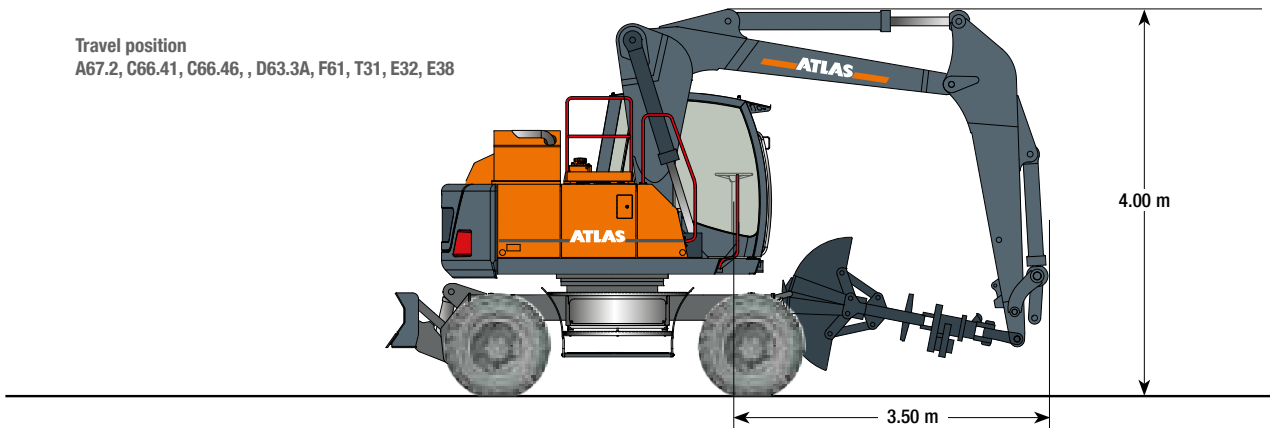
The specified max. loading capacities in kilogrammes (kg) include a stability of 25% or are calculated at 87% of the hydraulic lifting power, as per ISO10567. These values are applicable at the tip of the arm with optimum positioning of the corresponding arm system. Weights of attached load carrying accessories (grab, magnet, load hook, etc.) are not included with the load carrying values. *Value limited due to excavator stability.

DIMENSIONS 180Wsr

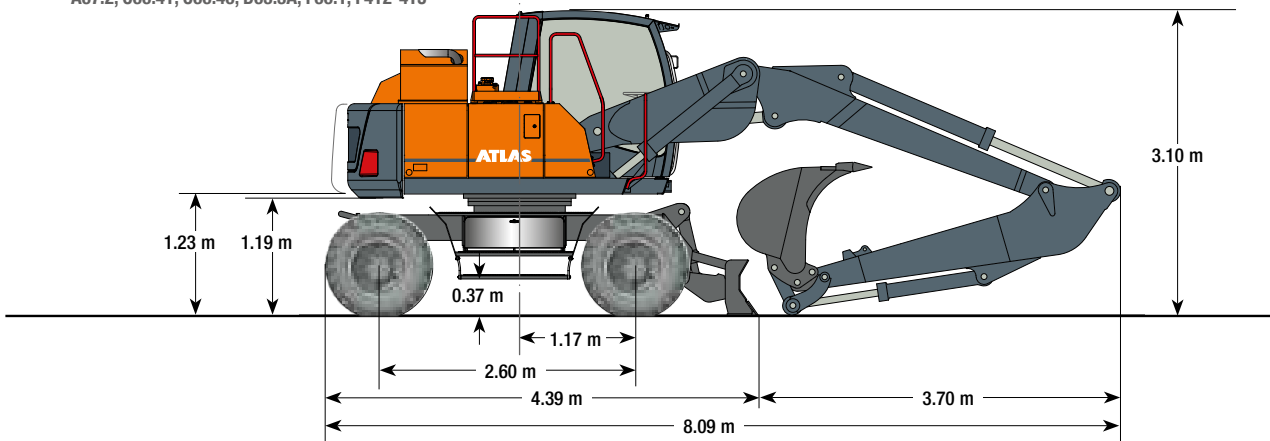
Dimensions



Travel position
A67.2, C66.41, C66.46, D63.3A, F61, T31, E32, E38



Transport position
A67.2, C66.41, C66.46, D63.3A, F66.1, F412-415



GANDERKESEE FACTORY

Atlas GmbH
Atlasstraße 6
D-27777 Ganderkesee,
Germany

Tel.: +49 (0) 4222 954 0
Fax: +49 (0) 4222 954 220
E-mail: info@atlasgmbh.com
www.atlasgmbh.com



VECHTA FACTORY

Atlas GmbH
Theodor-Heuss-Str. 3
D-49377 Vechta
Germany

T: +49 (0) 4441 954 0
F: +49 (0) 4441 954 299
E-mail: info@atlasgmbh.com
www.atlasgmbh.com



DELMENHORST FACTORY

Atlas GmbH
Stedinger Straße 324
D-27751 Delmenhorst
Germany

T: +49 (0) 4221 49 10
F: +49 (0) 4221 49 14 43
E-mail: info@atlasgmbh.com
www.atlasgmbh.com

ATLAS CRANES UK LTD NATIONAL SALES & SERVICE FACILITY

Wharfedale Road,
Euroway Trading Est.
Bradford, England BD4 6SL
United Kingdom

T: +44 8444 99 66 88
F: +44 1274 65 37 85
E-mail: atlasuk@atlasgmbh.com
www.atlas-cranes.co.uk
www.atlasgmbh.com



SINCE 1919
ATLAS



www.atlasgmbh.com

ATLAS GmbH
EXCAVATORS
Atlasstraße 6
D-27777 Ganderkesee, Germany
T: +49 (0) 4222 954 0
Fax: +49 (0) 4222 954 220
info@atlasgmbh.com