

AC 08B

AC 08B MINI-SIZED EXCAVATOR



ATLAS KOMPAKT

ATLAS KOMPAKT GmbH

Stedinger Strasse 324, 27751 Delmenhorst, Germany

Tel.: +49 (0) 4221 491330; Fax: +49 (0) 4221 491331

E-mail: info@atlas-kompakt.com

www.atlas-kompakt.com

Please read the manual book and maintenance book before operation, changes are periodically added to the information, and ATLAS KOMPACT may change the products or services described in this book at any time without announcement. All rights of this manual book reserve to ATLAS KOMPACT. ATLAS KOMPACT Internal Use Only.
AC EN 2017-08 Ref. no.: 8400637

Engine netpower:7.2kW

Machine weight:1010kg

AC08B is a compact mini-sized excavator applied in narrow spaces, featuring high reliability, easy operations, and excellent protection for the driver. It will become your excellent partner.



Fops/Tops

The standard tiltable/foldable protection cage conforms to the EU Fops/Tops safety certification requirements to safeguard the driver. This protection cage features better trafficability after being folded.



Yanmar engine

Trustworthy on compact equipment, this engine features low noise, low vibration, and easy maintenances for main parts.



Telescopic chassis

Controlled by simple single joystick, the chassis width can be retracted to 750mm to adapt to narrow spaces. On the contrary, the chassis width can be extended to 1,000mm to improve the stability by 15% and even allow the use of hydraulic breaking hammer.

With simple rotating shaft, the dozer blade is capable of rapid folding.



With the chassis retracted to 750mm, the AC08B can drive through most narrow door openings successfully for operations indoors.



Quick change device

It can allow the removal and installation of various buckets and attachments in a time-saving and rapid manner.



Working device pipeline

The transitional connection is applied for all working pipelines at the boom root to ease repairs and replacement and all exposed pipelines vulnerable to collision or scratch are protected by steel sleeves to effectively prolong the life.



Hoisting points

3 hoisting points are provided for direct hoisting and transport by a crane, featuring high safety and simplicity.



Pilot control for working device

The hydraulic pilot control is firstly applied for the working device, featuring better accuracy and smoothness.



Slewing mechanism



Concealed self-retracting seat belt



High-grade aluminum pedal plate



Large maintenance space

The tiltable engine hood allows the exposure of most engine area to ease the repairs.



- A** Water tank filler port **D** Starter motor **G** Oil return filter element **J** Fuel filter
- B** Air filter **E** Expansion tank **H** Battery **K** Engine oil filler port
- C** Alternator **F** Oil suction filter element **I** pressure measurement **L** Fuel filler port

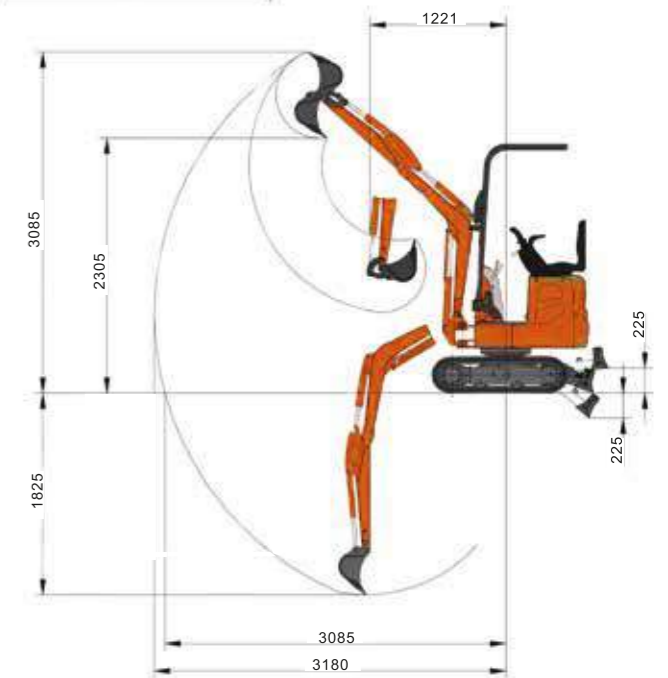
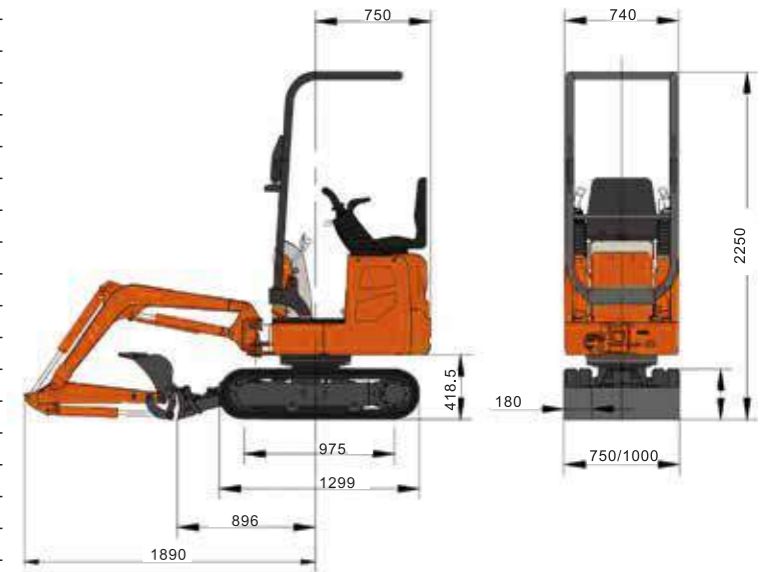
Centralized grease injection



External centralized pressure measurement connector

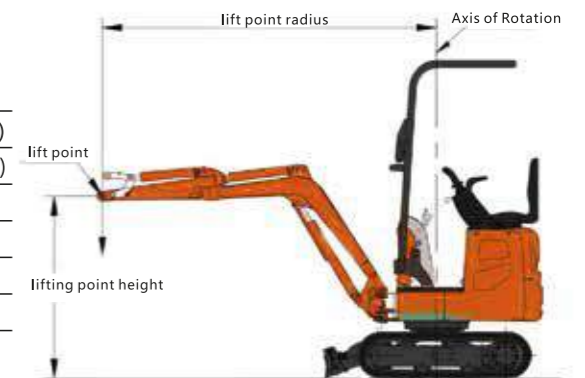


AC08B Technical Parameters				
Type of cab	Open cab			
Bucket capacity, std.	m ³	0.022		
Bucket width	mm	320		
Machine weight	kg	1010		
Dimensions	Overall length	mm	2640	
	Overall height	mm	2250	
	Overall width	mm	750	
	Ground clearance	mm	131	
Engine	Brand	Yanmar		
	Model	2TNV70-PSU		
	Displacement	L	0.57	
	Output	kW/rpm	7.2/2400	
Working ranges	Max cutting height	mm	3085	
	Max loading height	mm	2305	
	Max digging depth	mm	1825	
	Max digging reach	mm	3180	
	Boom swing angle (left/right)	°	73/53	
	Front swing radius	mm	1221	
	Tail swing radius	mm	750	
	Max digging force (Arm)	kN	5.8	
	Max digging force (Bucket)	kN	9.4	
Track	Type	Rubber crawler		
	Rubber shoe Width	mm	180	
	Track Length	mm	1299	
Undercarrige	Length to center of Rollers	mm	975	
	Length to center of track	mm	560/820	
	Travelling speed (High/Low)	km/h	2.9/1.5	
	Gradeability	deg	30	
	Swing speed	rpm	8.2	
Ground pressure	Width	mm	750/1000	
	Height	mm	190	
Dozer size	Lifting capacity (Height/Depth)	mm	225/225	
	Type	3 Gear pump		
Hydraulic pumps	Flow rate	L/min	3*9.6	
	Hydraulic pressure	Mpa	2*16	
Swing motor	Cycloidal motor			
Travel motor	2-speed ram motor			
Fuel tank capacity	L	10		
Hydraulic oil tank capacity	L	9.5		



Load Capability:

Lift Point Height	Lift Point Radius(MAX)		Lift Point Radius(2.0m)		Lift Point Radius(1.0m)	
	Over-front(kg)	Over-side(kg)	Over-front(kg)	Over-side(kg)	Over-front(kg)	Over-side(kg)
2.0m	119.60*	86.6	129.20*	107.30	-	-
1.0m	157.90*	61.9	100.50*	94.90	416.40*	264.00
0.0m	196.20*	70.1	224.90*	86.60	445.10*	202.20
-1.0m	205.80*	127.9	-	-	287.10*	243.40



Notes:

- 1、 Load with * is limited by hydraulic capacity and based on ISO 10567. Rated loads do not exceed 87% of hydraulic capacity.
- 2、 Load without * is limited by tipping load and based on ISO 10567. Rated loads do not exceed 75% of tipping capacity.
- 3、 The excavator bucket, hook, sling and other lifting accessories are not included in this table.